

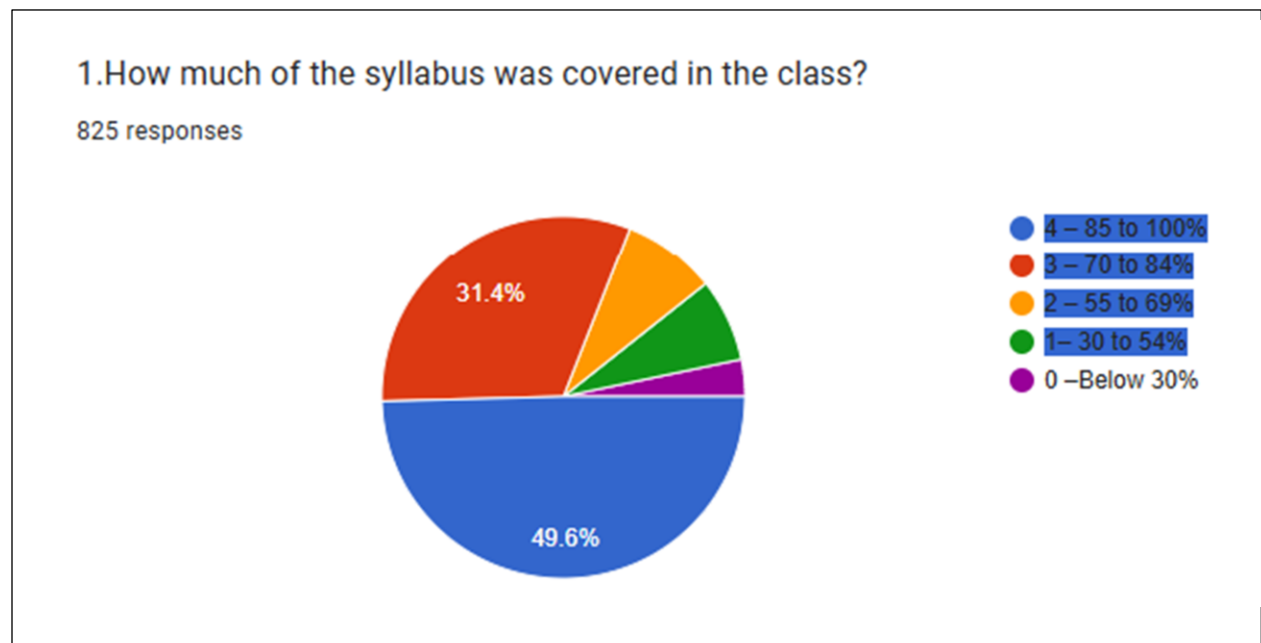
S J M INSTITUTE OF TECHNOLOGY

(Recognized by AICTE, New Delhi and Affiliated to Visvesvaraya Technological University, Belagavi)
NH-4 Bypass, P.B.No:73, CHITRADURGA

National Assessment and Accreditation Council (NAAC) Student Satisfaction Survey (SSS) – Key Indicator 2.7.1 Under Criteria 2 of Teaching – Learning and Evaluation

Question Wise Analysis of Student Satisfactory Survey (2023-24)

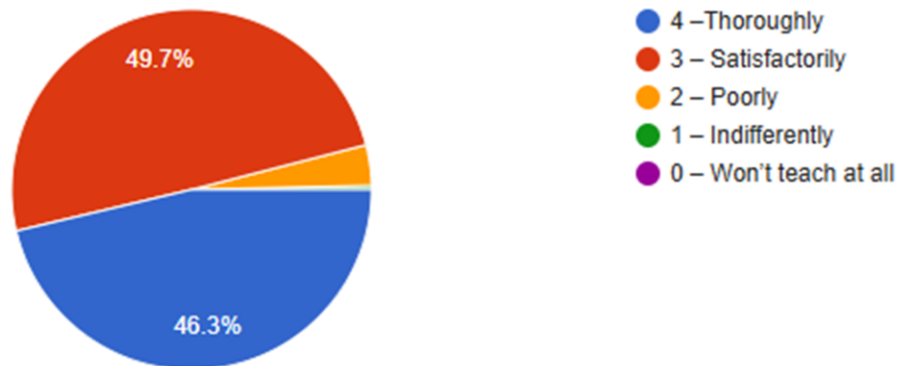
Questions and Options		No of students opted	Percentage of students opted
Q1	How much of the syllabus was covered in the class?		
4	85 to 100%	409	49.6
3	70 to 84%	259	31.4
2	55 to 69%	69	8.4
1	30 to 54%	61	7.4
0	Below 30%	27	3.3



Q2	How well did the teachers prepare for the classes?		
4	Thoroughly	383	46.3
3	Satisfactorily	411	49.7
2	Poorly	30	3.6
1	Indifferently	3	0.4
0	Won't teach at all	0	0

2. How well did the teachers prepare for the classes?

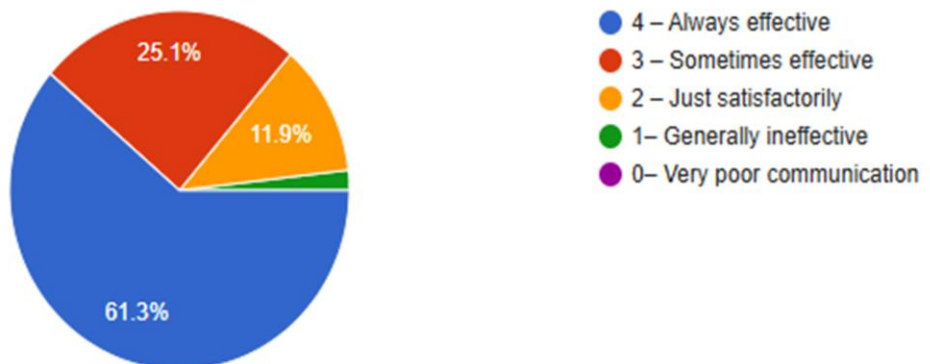
827 responses



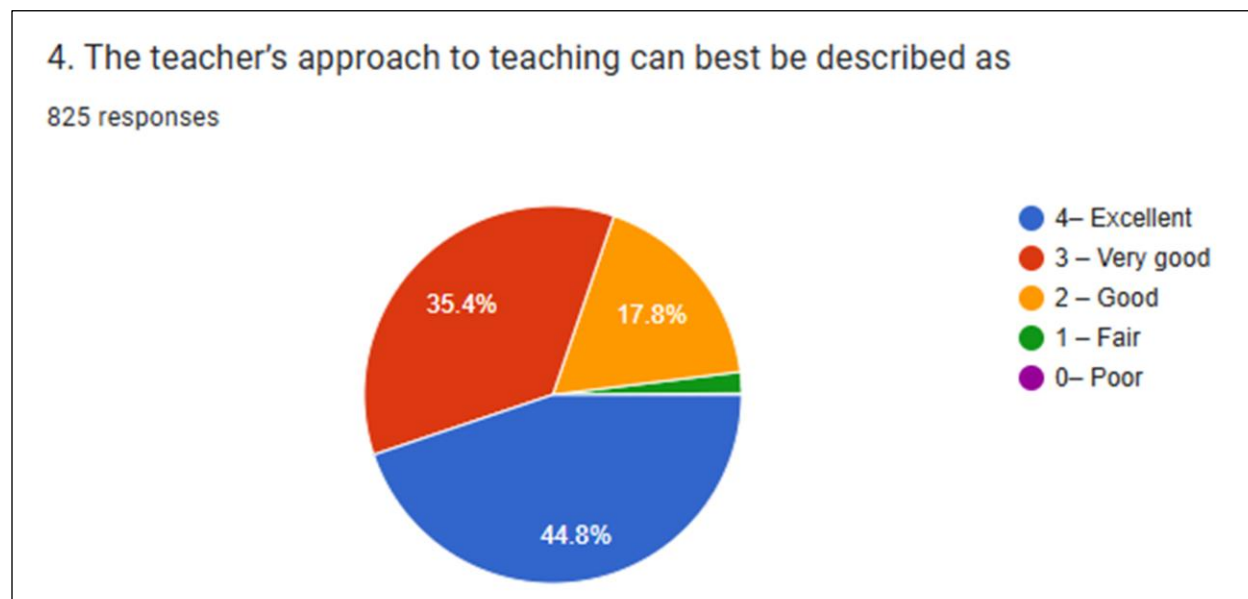
Q3	How well were the teachers able to communicate?		
4	Always effective	506	61.3
3	Sometimes effective	207	25.1
2	Just satisfactorily	98	11.9
1	Generally ineffective	15	1.8
0	Very poor communication	0	0

3. How well were the teachers able to communicate?

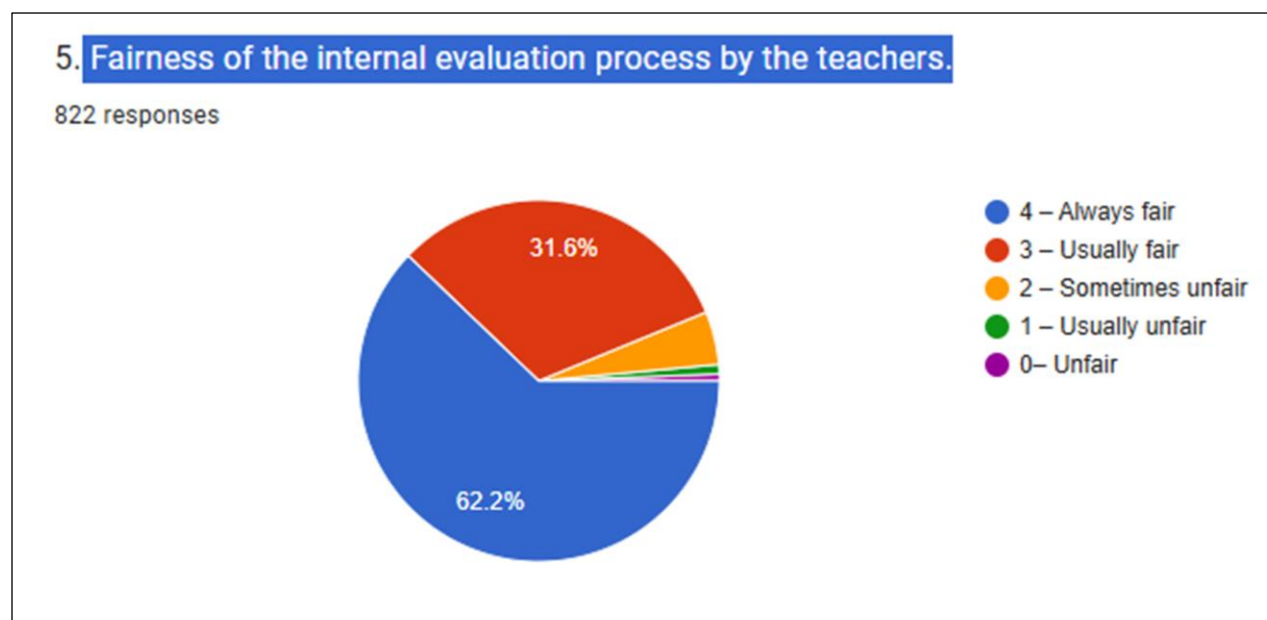
826 responses



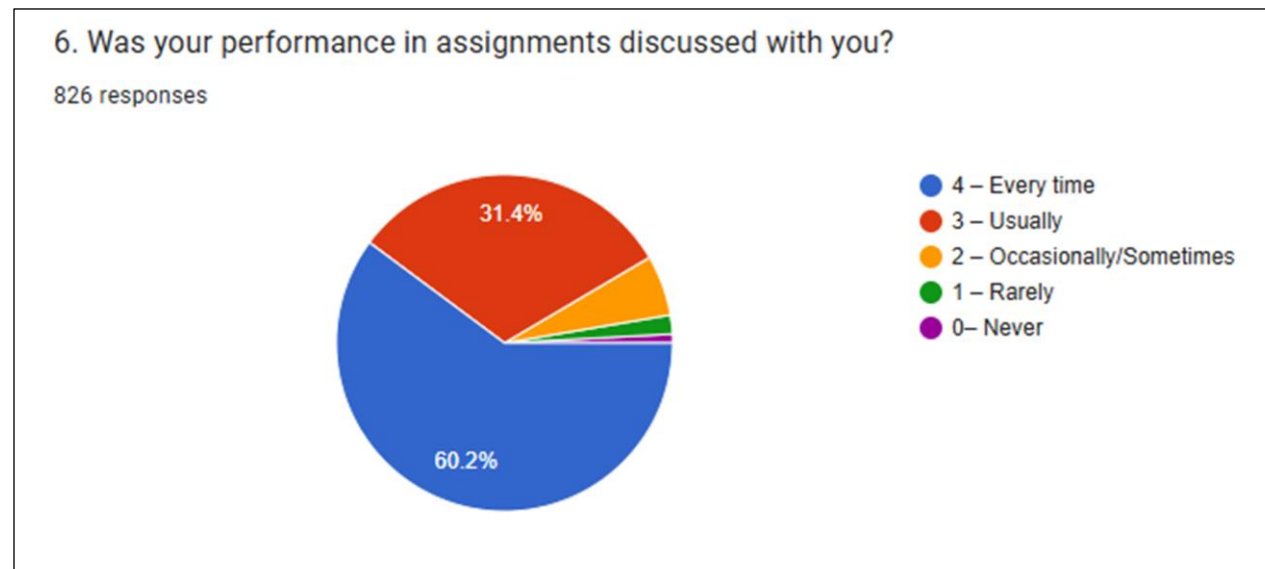
Q4	The teacher's approach to teaching can best be described as		
4	Excellent	370	44.8
3	Very good	292	35.4
2	Good	147	17.8
1	Fair	15	1.8
0	Poor	1	0.1



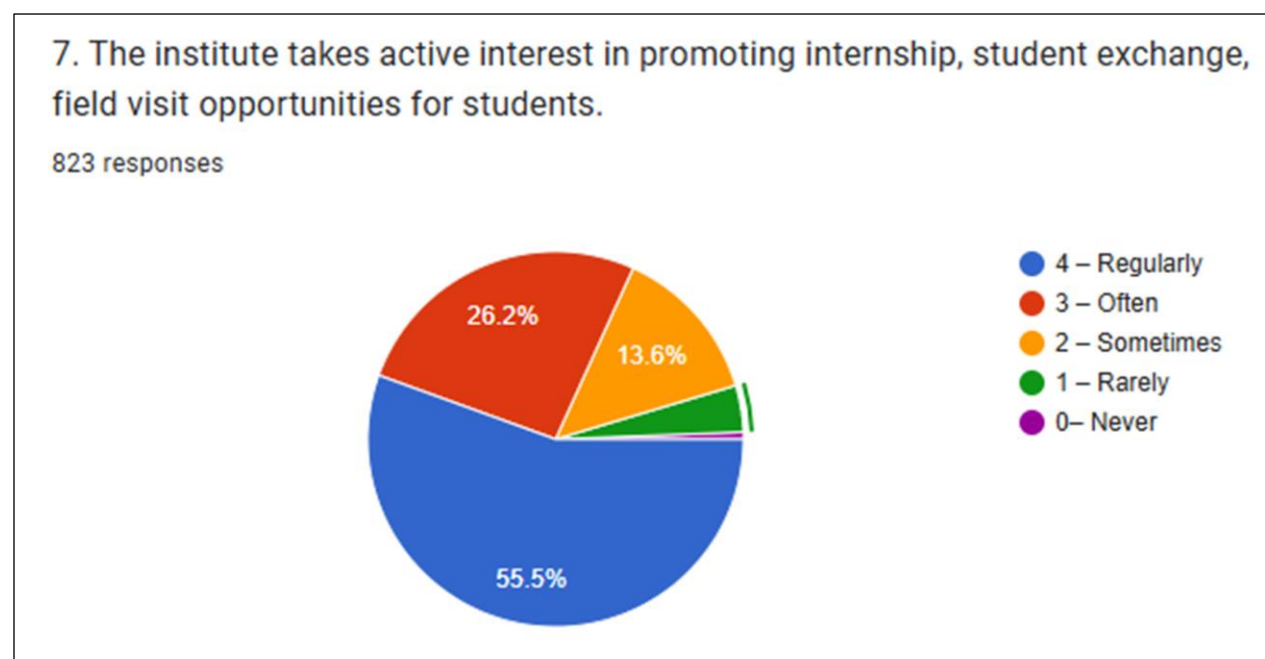
Q5	Fairness of the internal evaluation process by the teachers.		
4	Always fair	511	62.2
3	Usually fair	260	31.6
2	Sometimes unfair	39	4.7
1	Usually unfair	7	0.9
0	Unfair	5	0.6



Q6	Was your performance in assignments discussed with you?		
4	Every time	497	60.2
3	Usually	259	31.4
2	Occasionally/Sometimes	48	5.8
1	Rarely	15	1.8
0	Never	7	0.8



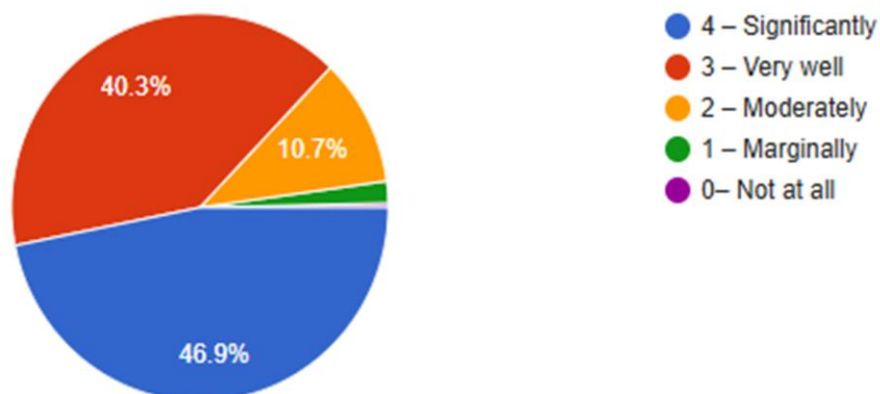
Q7	The institute takes active interest in promoting internship, student exchange, field visit opportunities for students.		
4	Regularly	457	55.5
3	Often	216	26.2
2	Sometimes	112	13.6
1	Rarely	33	4
0	Never	5	0.6



Q8	The teaching and mentoring process in your institution facilitates you in cognitive, social and emotional growth.		
4	Significantly	387	46.9
3	Very well	333	40.3
2	Moderately	88	10.7
1	Marginally	15	1.8
0	Not at all	3	0.4

8. The teaching and mentoring process in your institution facilitates you in cognitive, social and emotional growth.

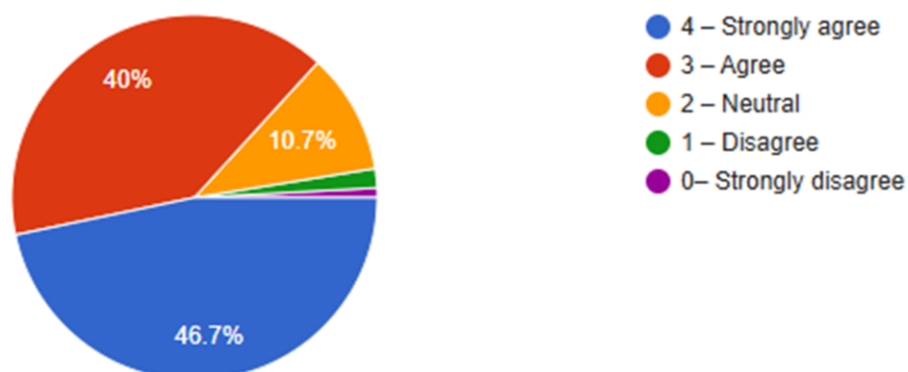
826 responses



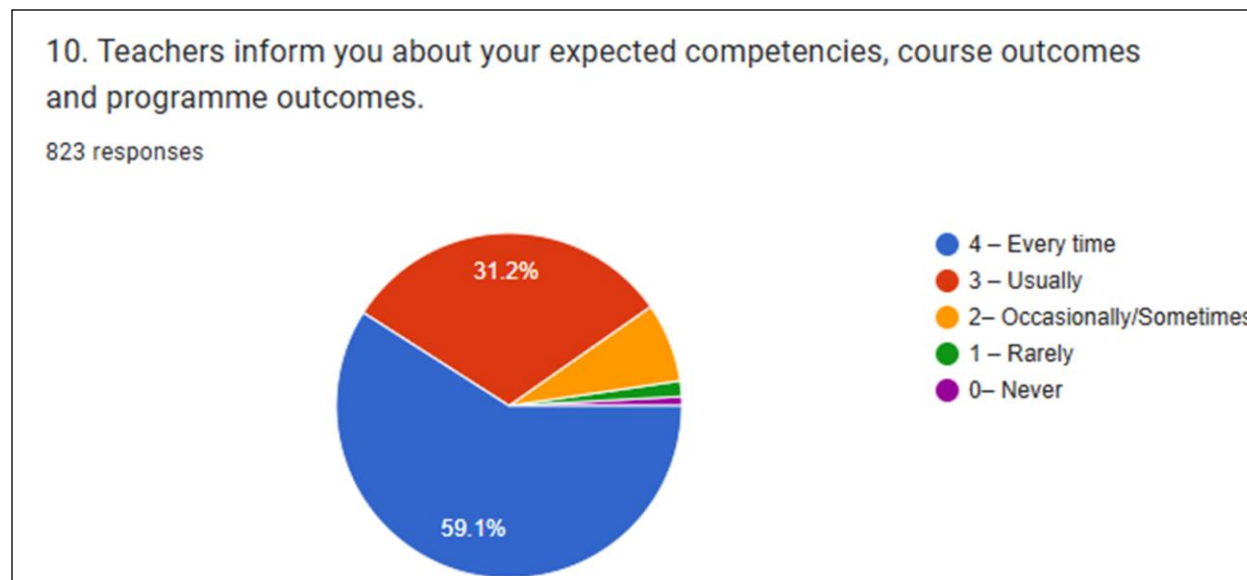
Q9	The institute takes active interest in promoting internship, student exchange and field visit opportunities for students.		
4	Strongly agree	385	46.7
3	Agree	330	40
2	Neutral	88	10.7
1	Disagree	14	1.7
0	Strongly disagree	7	0.8

9. The institution provides multiple opportunities to learn and grow.

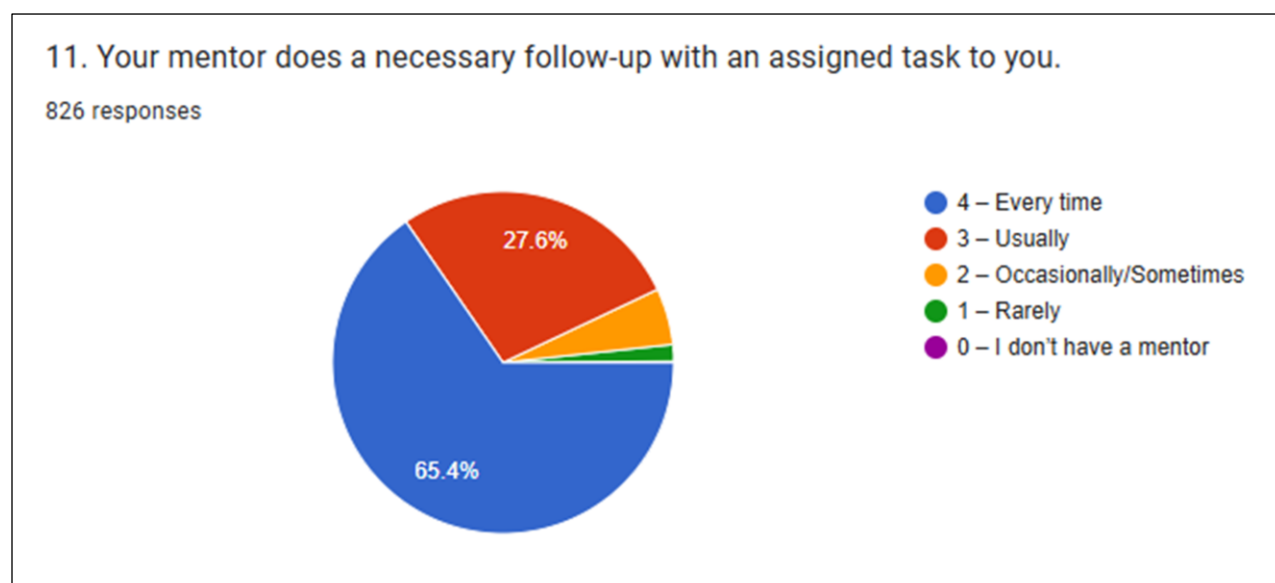
824 responses



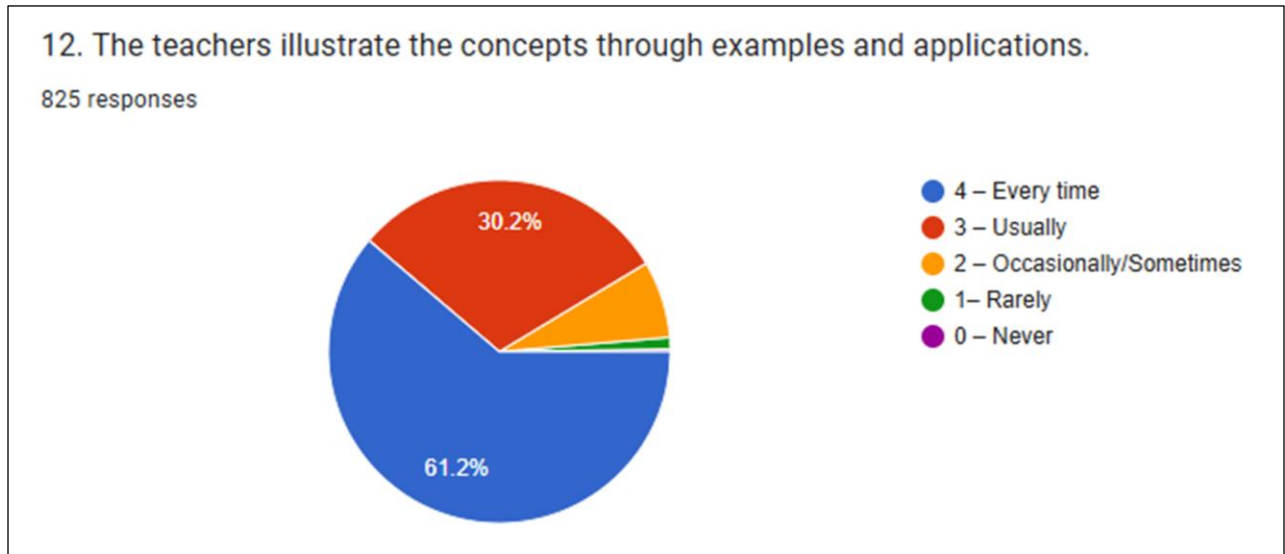
Q10	Teachers inform you about your expected competencies, course outcomes and programme outcomes.		
4	Every time	486	59.1
3	Usually	257	31.2
2	Occasionally/Sometimes	61	7.4
1	Rarely	12	1.5
0	Never	7	0.9



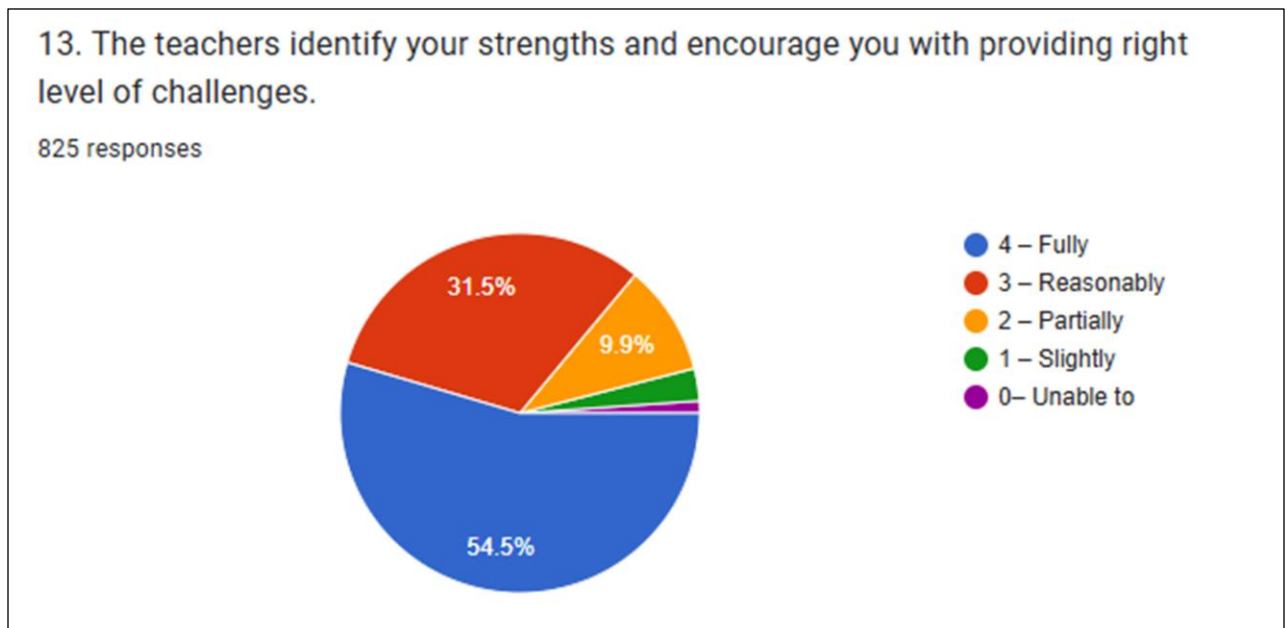
Q11	Your mentor does a necessary follow-up with an assigned task to you.		
4	Every time	540	65.4
3	Usually	228	27.6
2	Occasionally/Sometimes	44	5.3
1	Rarely	14	1.7
0	I don't have a mentor	0	0



Q12	The teachers illustrate the concepts through examples and applications.		
4	Every time	505	61.2
3	Usually	249	30.2
2	Occasionally/Sometimes	60	7.3
1	Rarely	9	1.1
0	Never	2	0.2



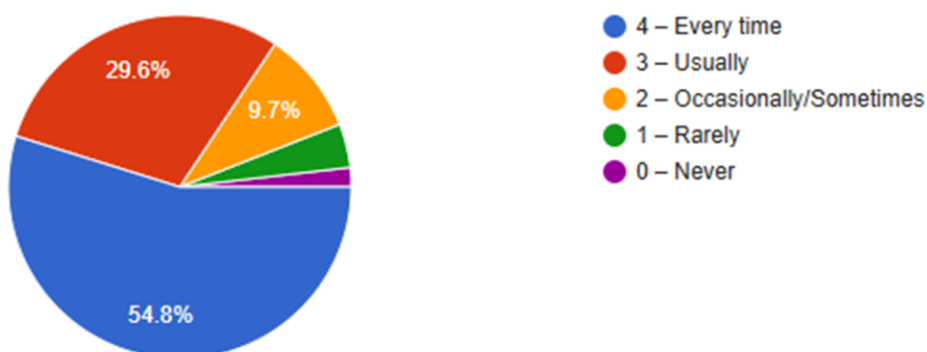
Q13	The teachers identify your strengths and encourage you with providing right level of challenges.		
4	Fully	450	54.5
3	Reasonably	260	31.5
2	Partially	82	9.9
1	Slightly	24	2.9
0	Unable to	9	1.2



Q14	Teachers are able to identify your weaknesses and help you to overcome them.		
4	Every time	452	54.8
3	Usually	244	29.6
2	Occasionally/Sometimes	80	9.7
1	Rarely	34	4.1
0	Never	15	1.8

14. Teachers are able to identify your weaknesses and help you to overcome them.

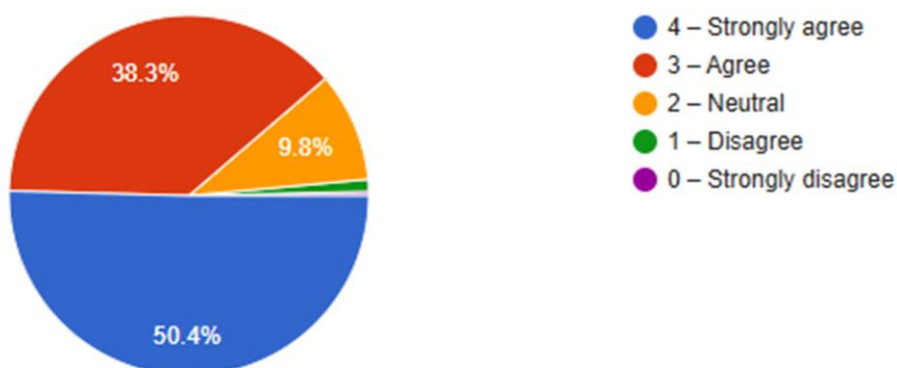
825 responses



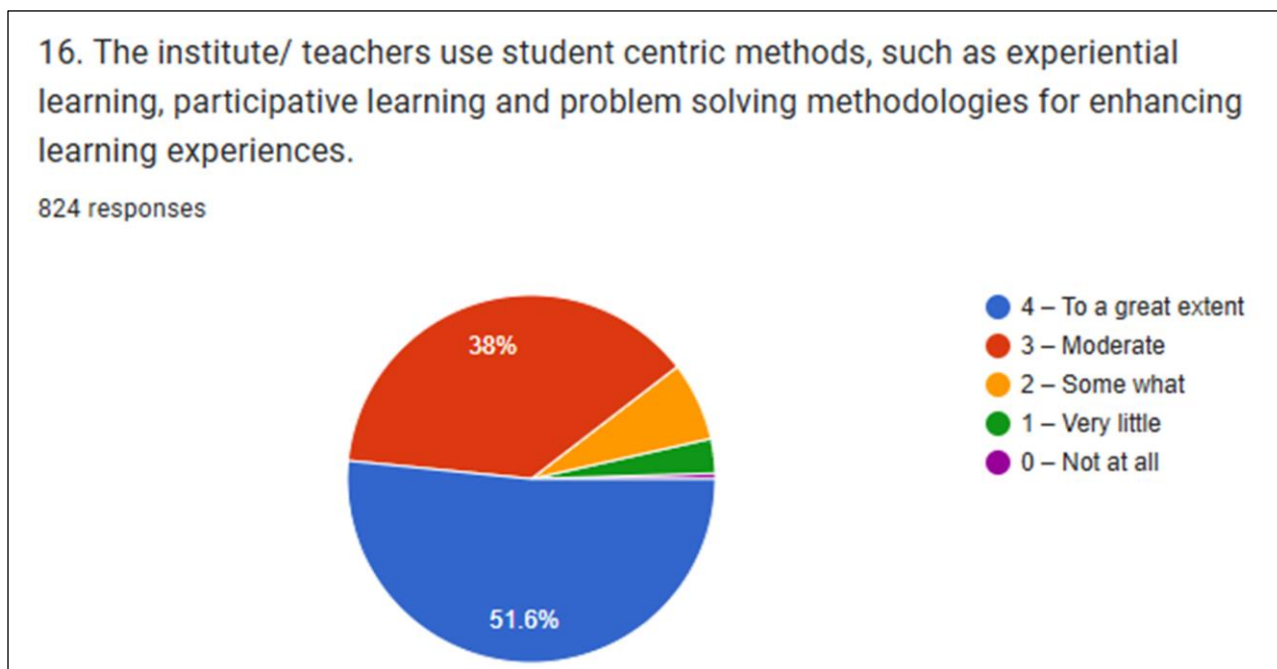
Q15	The institution makes effort to engage students in the monitoring, review and continuous quality improvement of the teaching learning process.		
4	Strongly agree	416	50.4
3	Agree	316	38.3
2	Neutral	81	9.8
1	Disagree	9	1.1
0	Strongly disagree	3	0.4

15. The institution makes effort to engage students in the monitoring, review and continuous quality improvement of the teaching learning process.

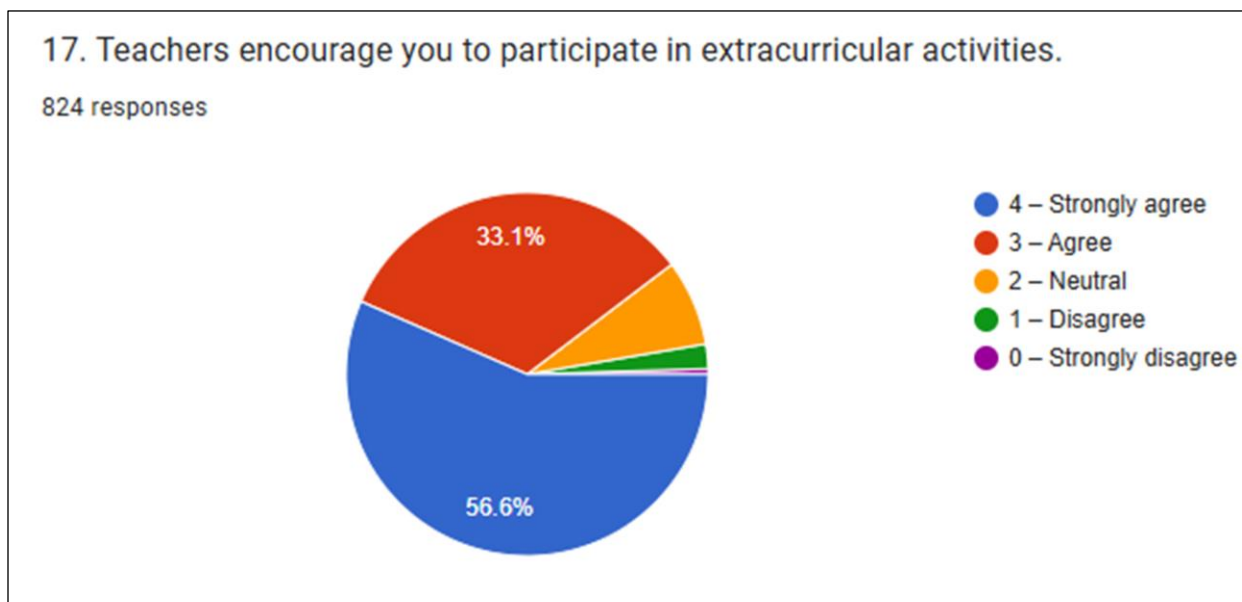
825 responses



Q16	The institute/ teachers use student centric methods, such as experiential learning, participative learning and problem solving methodologies for enhancing learning experiences.		
4	To a great extent	425	51.6
3	Moderate	313	28
2	Some what	57	6.9
1	Very little	25	3
0	Not at all	4	0.5



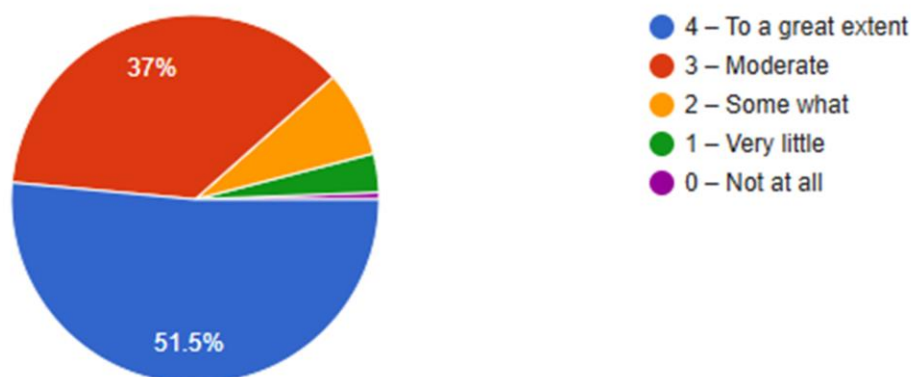
Q17	Teachers encourage you to participate in extracurricular activities.		
4	Strongly agree	466	56.6
3	Agree	273	33.1
2	Neutral	63	7.6
1	Disagree	18	2.2
0	Strongly disagree	4	0.5



Q18	Efforts are made by the institute/ teachers to inculcate soft skills, life skills and employability skills to make you ready for the world of work.		
4	To a great extent	424	51.5
3	Moderate	305	37
2	Some what	62	7.5
1	Very little	28	3.4
0	Not at all	5	0.6

18. Efforts are made by the institute/ teachers to inculcate soft skills, life skills and employability skills to make you ready for the world of work.

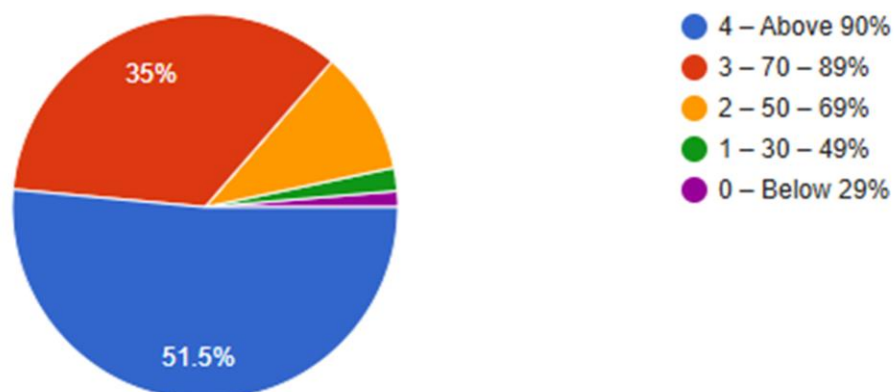
824 responses



Q19	What percentage of teachers use ICT tools such as LCD projector, Multimedia, etc. while teaching.		
4	Above 90%	424	51.5
3	70 – 89%	288	35
2	50 – 69%	85	10.3
1	30 – 49%	16	1.9
0	Below 29%	11	1.3

19. What percentage of teachers use ICT tools such as LCD projector, Multimedia, etc. while teaching.

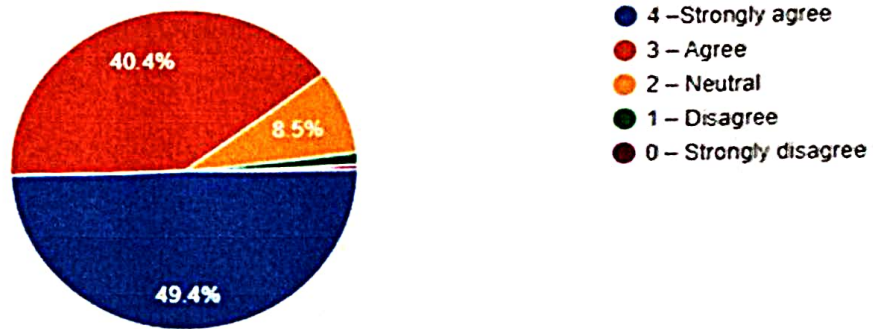
824 responses



Q20	The overall quality of teaching-learning process in your institute is very good.		
4	Strongly agree	407	49.4
3	Agree	333	40.4
2	Neutral	70	8.5
1	Disagree	10	1.2
0	Strongly disagree	4	0.5

20. The overall quality of teaching-learning process in your institute is very good.

824 responses



The Overall Result Analysis of Student Satisfaction Survey-2023-24(SSS)		
4	5-Excellent	8900
3	4-Very good	5633
2	3-Good	1464
1	2-Satisfactory	377
0	1-Poor	119

$$\text{GPA} = \frac{5 \times 8900 + 4 \times 5633 + 3 \times 1464 + 2 \times 377 + 1 \times 119}{(8900 + 5633 + 1464 + 377 + 119) \times 5} \times 100$$

= 87.67 % = Level 3

Attainment Levels:

< 60%	-	1
61 to 70%	-	2
71 to 100	-	3


PRINCIPAL
 S.J.M.I.T., Chitradurga