

S J M INSTITUTE OF TECHNOLOGY

(Recognized by AICTE, New Delhi and Affiliated to Visvesvaraya Technolgal University,Belagavi)
NH-4 Bypass, P.B.No:73, CHITRADURGA

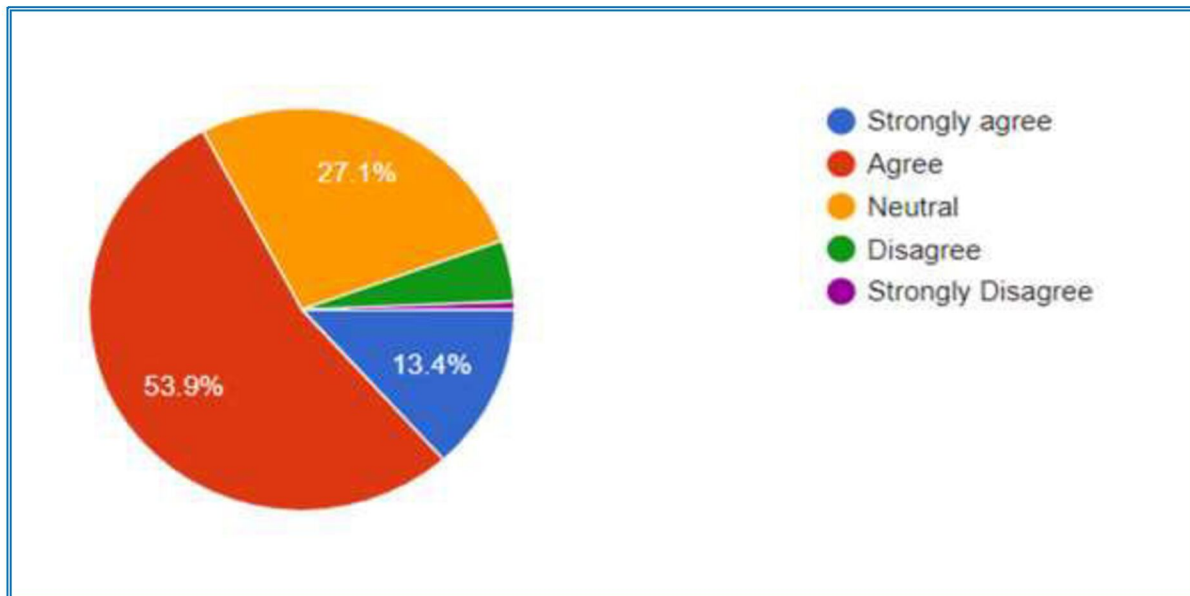
National Assessment and Accreditation Council (NAAC)

Student Satisfaction Survey (SSS) – Key Indicator 2.7.1

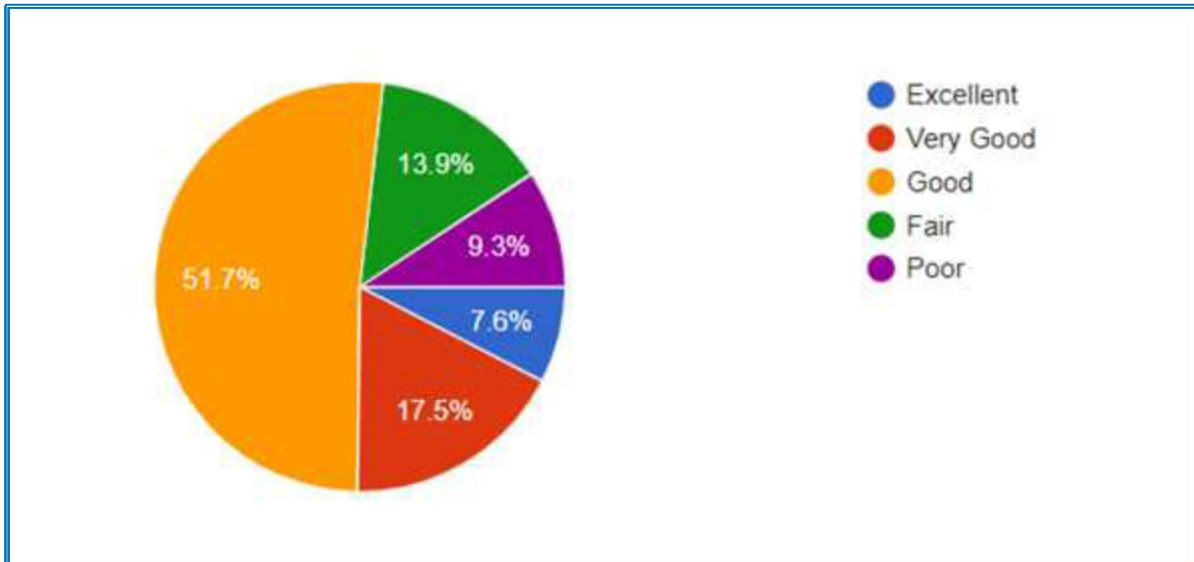
Under Criteria 2 of Teaching – Learning and Evaluation

Question Wise Analysis of Student Satisfactory Survey (2022-23)

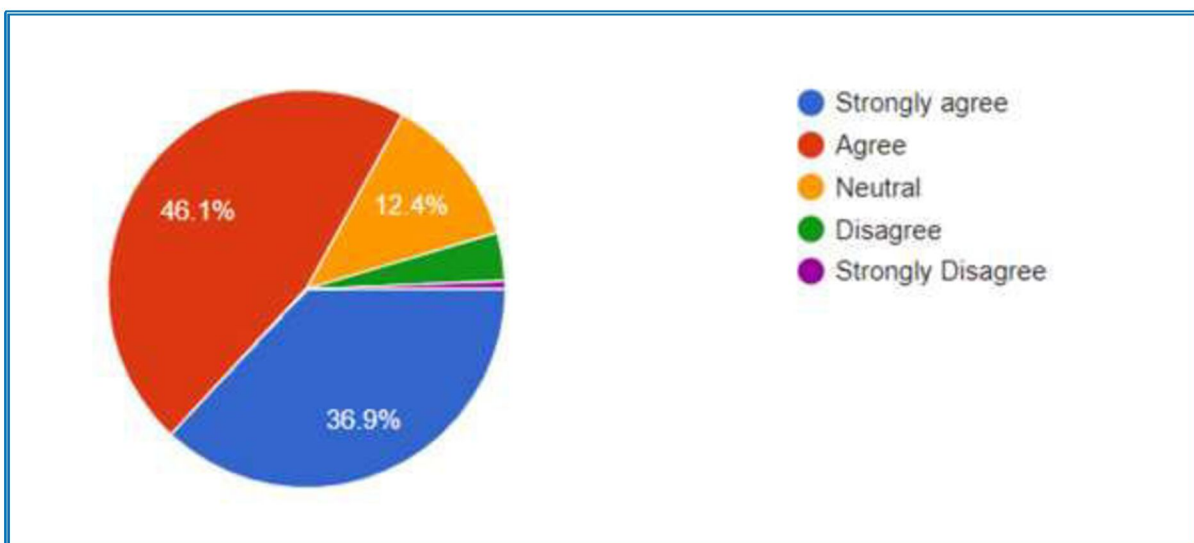
	Questions and Options	No of students opted	Percentage of students opted
Q1	The institution provides you enough opportunities to learn and grow.		
A	Strongly agree	41	13.4
B	Agree	165	53.9
C	Neutral	83	27.1
D	Disagree	15	4.9
E	Strongly Disagree	2	0.6



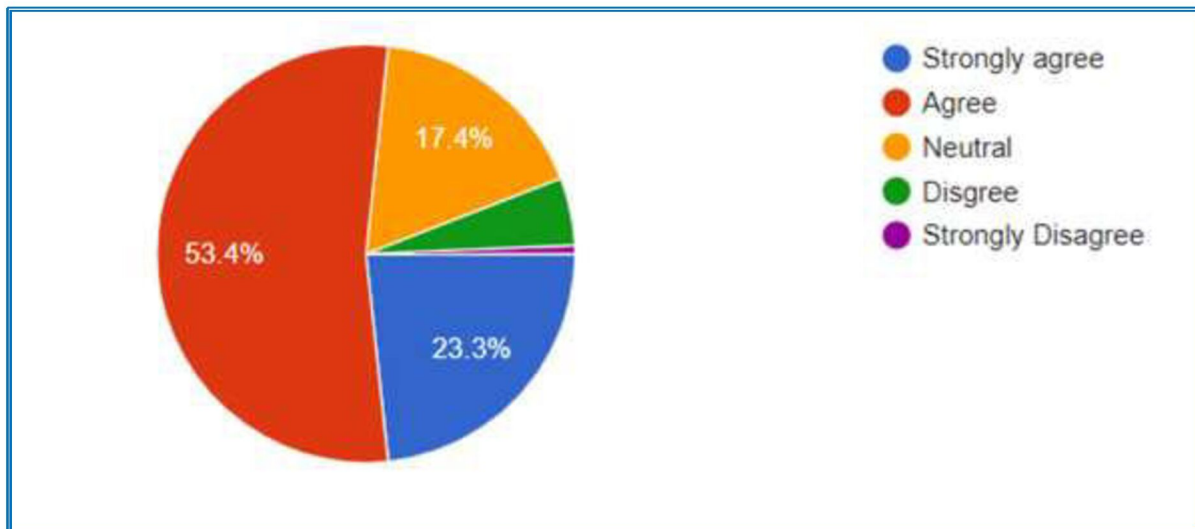
Q2	The hostel and conveyance facilities provided by the institution are		
A	Excellent	23	7.6
B	Very good	54	17.5
C	Good	158	51.7
D	Fair	43	13.9
E	Poor	29	9.3



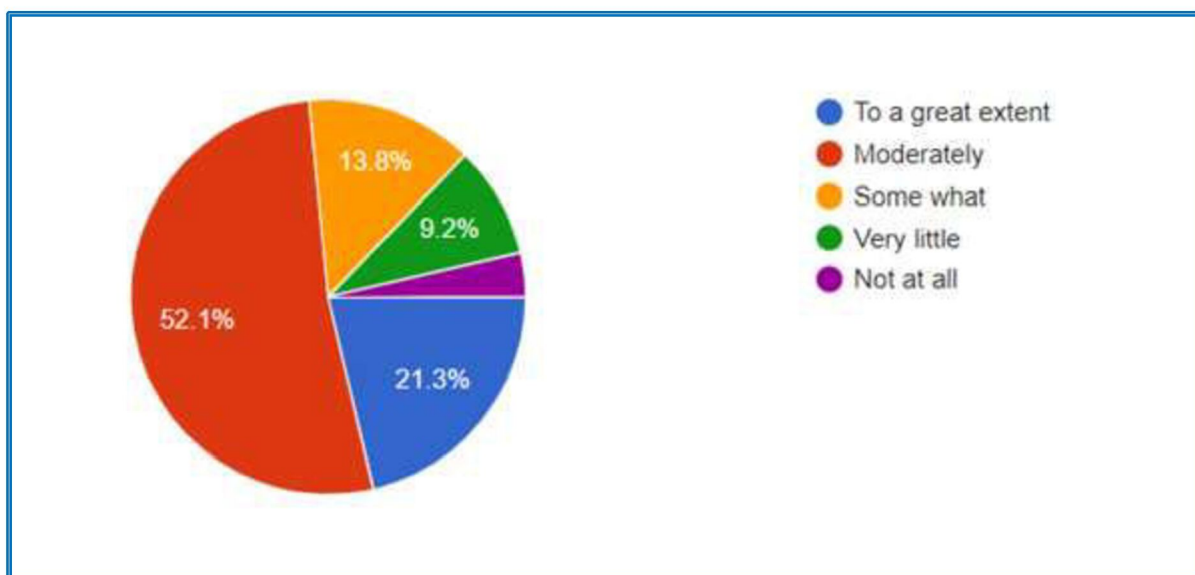
Q3	The institution has taken appropriate measures to felicitate ragging free environment		
A	Strongly agree	113	36.9
B	Agree	141	46.1
C	Neutral	38	12.4
D	Disagree	12	3.9
E	Strongly Disagree	2	0.6



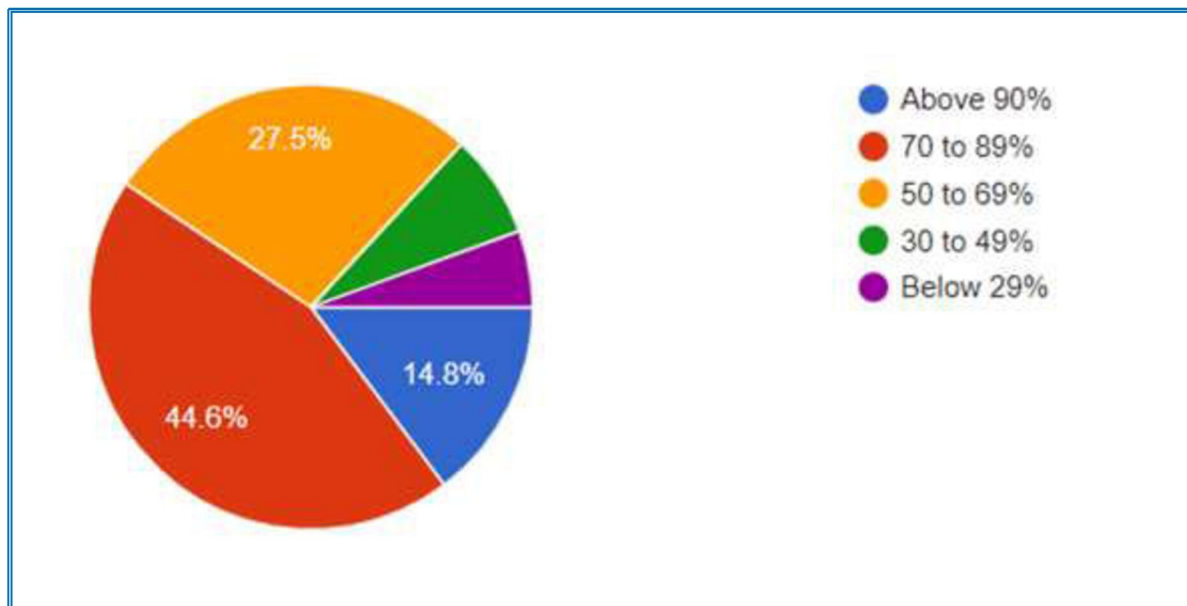
Q4	The institution campus has Eco-friendly and conducive environment		
A	Strongly agree	71	23.3
B	Agree	163	53.4
C	Neutral	53	17.4
D	Disagree	16	5.2
E	Strongly Disagree	2	0.6



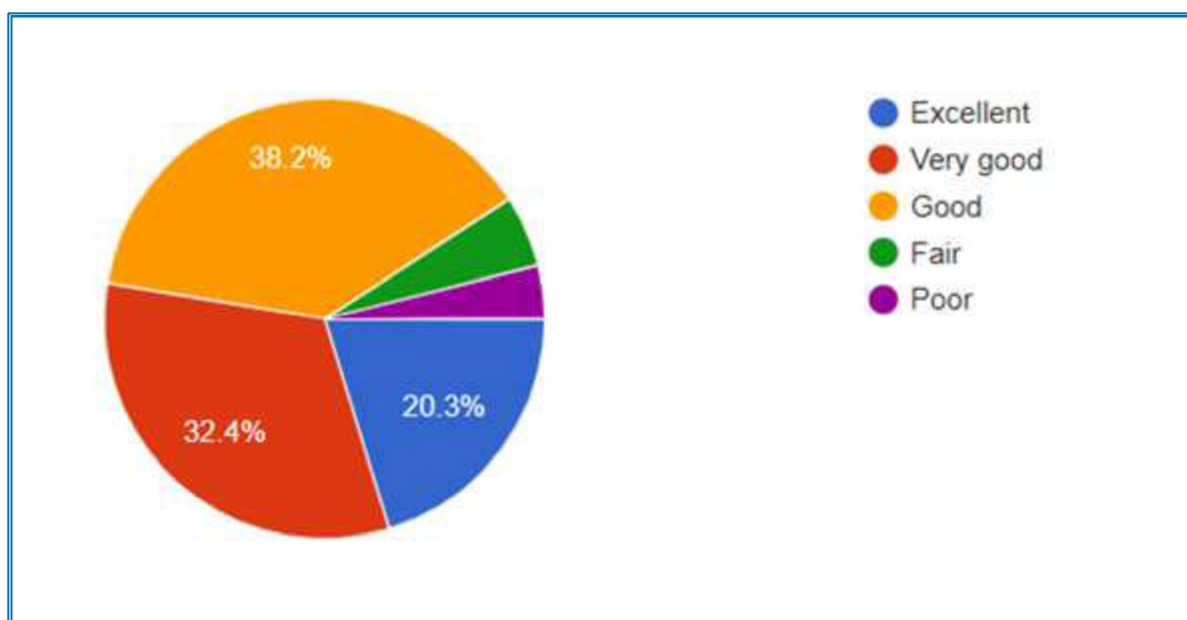
Q5	The institution/faculty has adopted student centric methods such as experiential learning, participative learning and problem solving methodologies for enhancing learning experiences		
A	To a great Extent	65	21.3
B	Moderately	159	52.1
C	Some What	42	13.8
D	Very little	28	9.2
E	Not at all	11	3.6



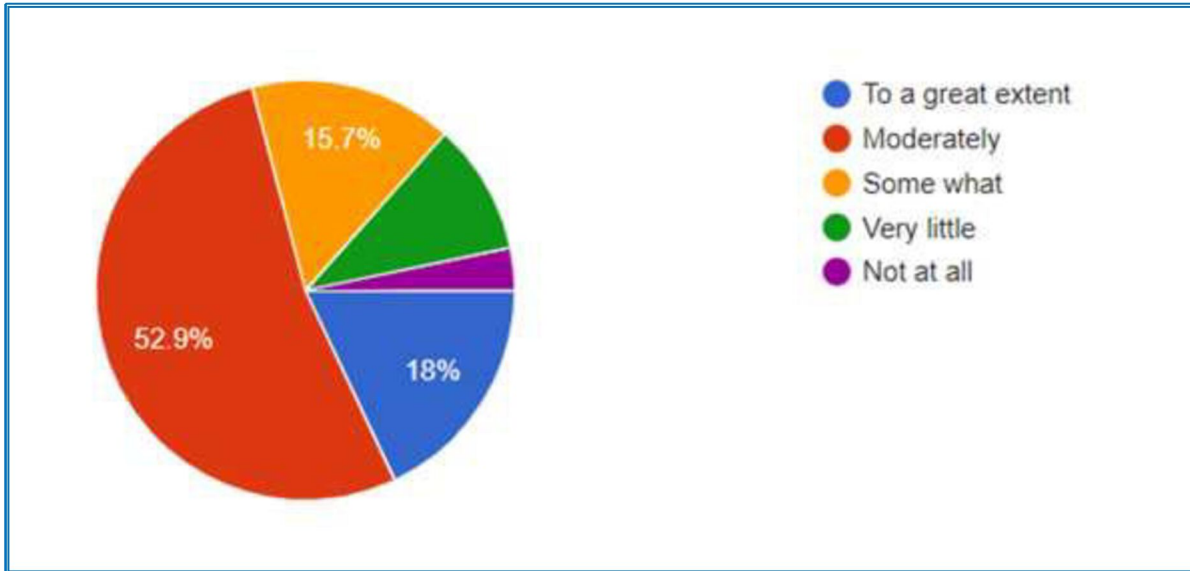
Q6	How many faculty use ICT facility to teach through PPTs, Videos using tools such as LCD projectors, Multi-media etc.		
A	Above 90%	45	14.8
B	70-89%	136	44.6
C	50-69%	84	27.5
D	30-49%	23	7.4
E	Below 29%	17	5.5



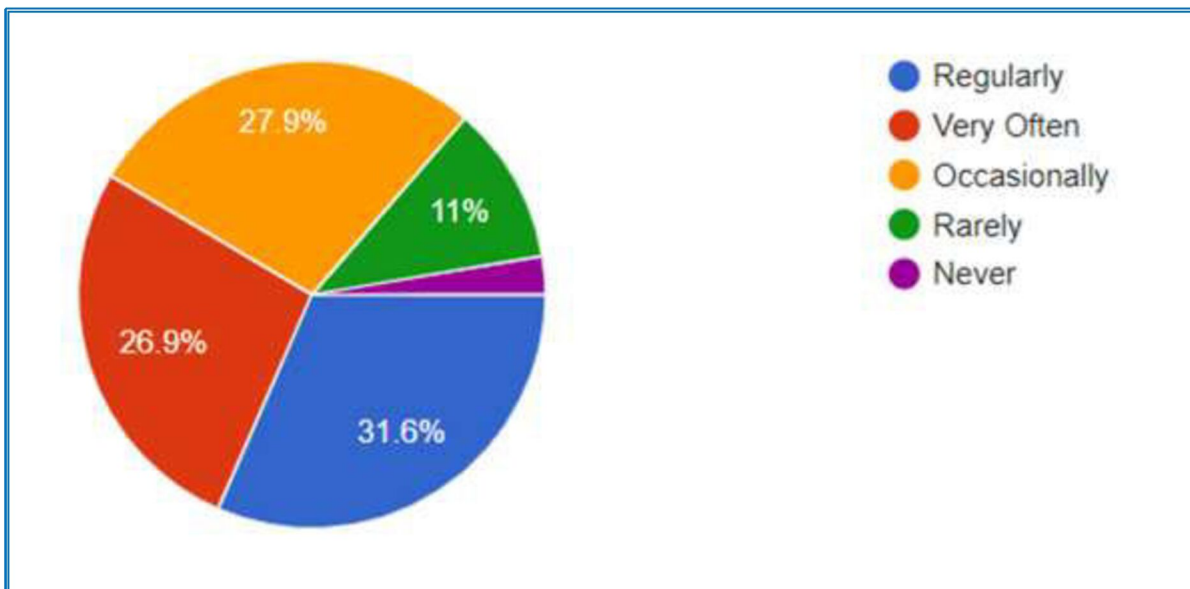
Q7	The departmental and central library facilities are,		
A	Excellent	62	20.3
B	Very good	99	32.4
C	Good	117	38.2
D	Fair	16	5.2
E	Poor	12	3.9



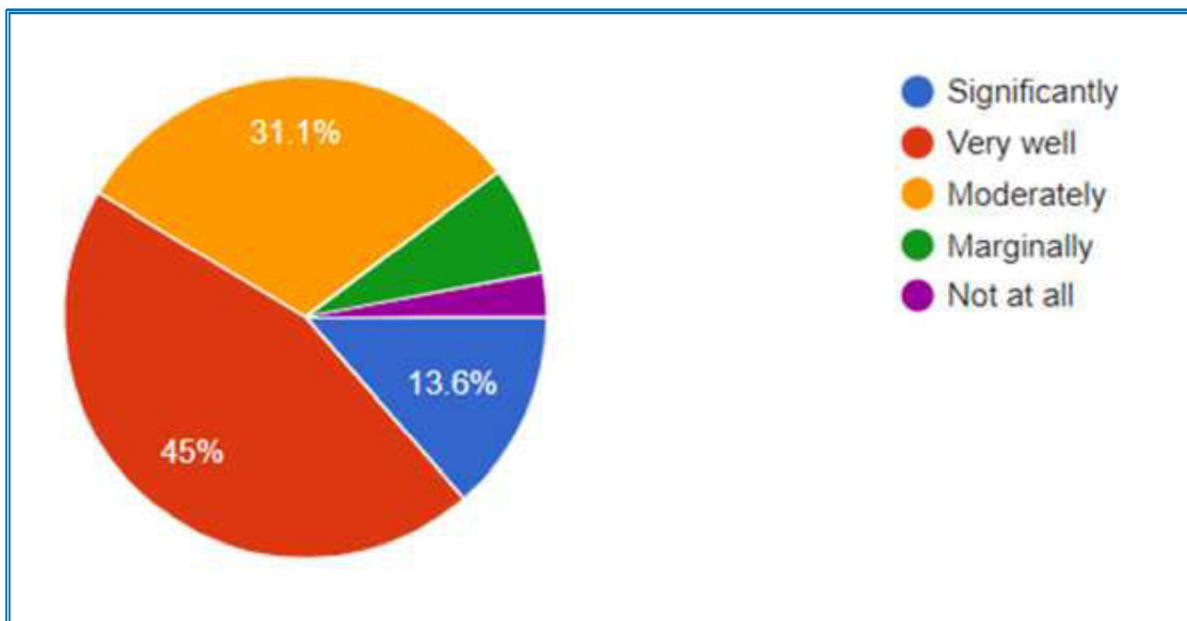
Q8	The institution/faculty encourages you to inculcate soft skills, life skills and employability skills to make you industry ready.		
A	To a great Extent	55	18
B	Moderately	162	52.9
C	Some What	48	15.7
D	Very little	31	10
E	Not at all	10	3.2



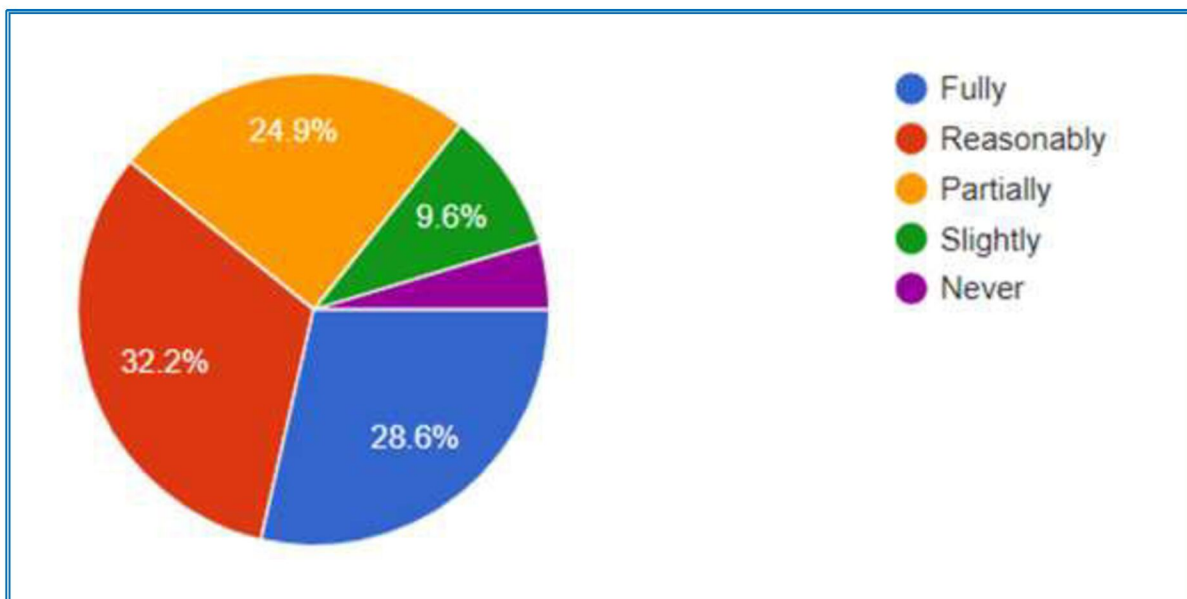
Q9	The institute takes active interest in promoting internship, student exchange and field visit opportunities for students.		
A	Regularly	97	31.6
B	Very often	82	26.9
C	Occasionally	85	27.9
D	Rarely	34	11
E	Never	9	3



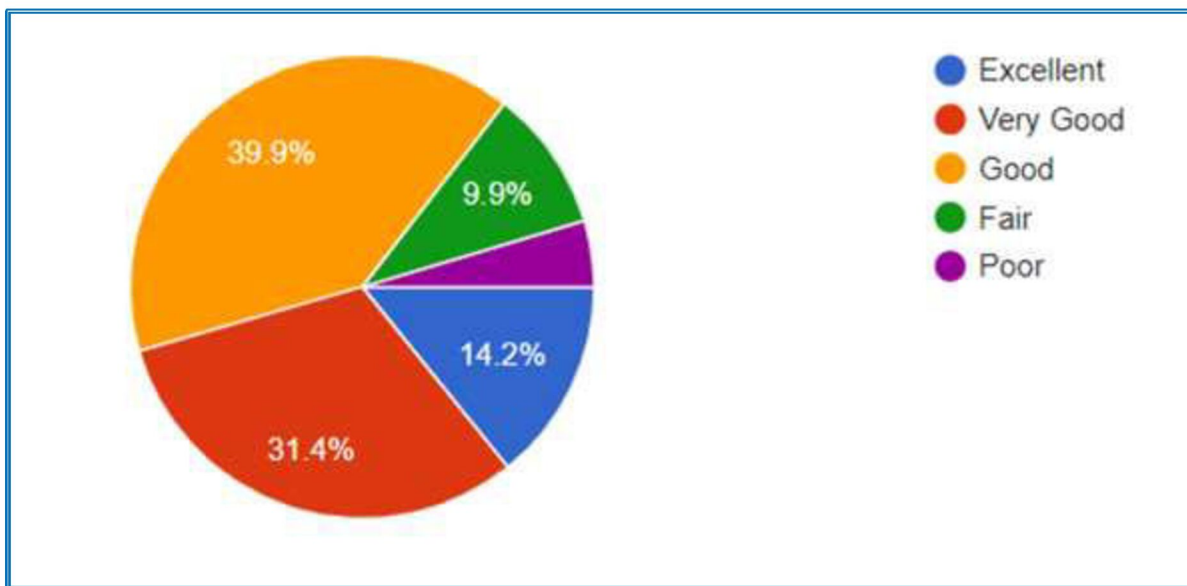
Q10	The teaching and mentoring process in the institution facilitates you in cognitive, social and emotional growth.		
A	Significantly	42	13.6
B	Very well	138	45
C	Moderately	95	31.1
D	Marginally	22	7.2
E	Not at all	9	2.9



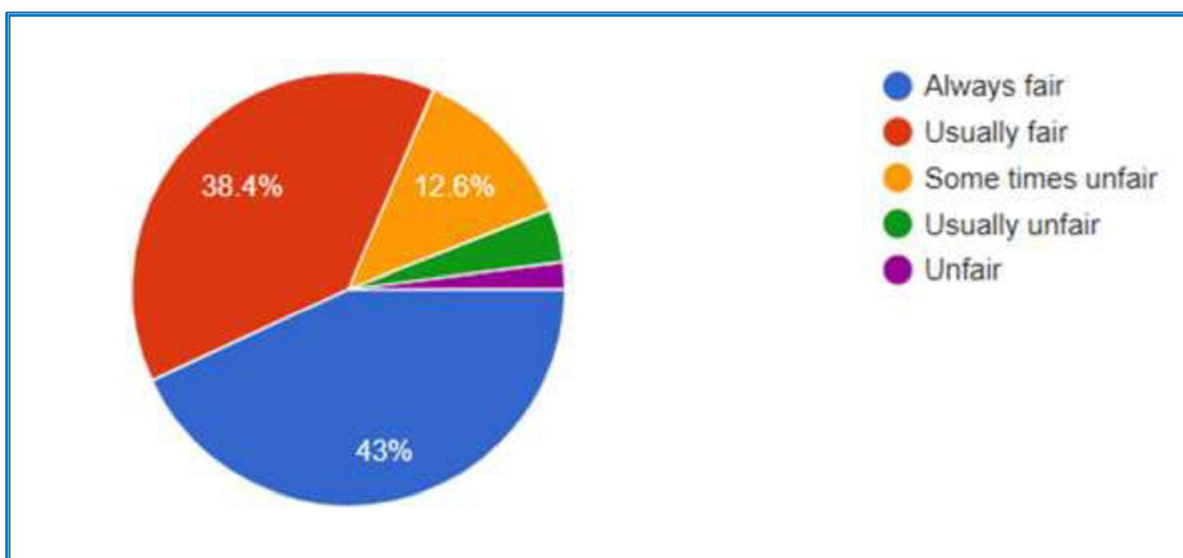
Q11	Faculty members identify your strength and weakness and keep helping you overcome weakness to take up right level of challenges.		
A	Fully	88	28.6
B	Reasonably	99	32.2
C	Partially	76	24.9
D	Slightly	29	9.6
E	Never	14	4.6



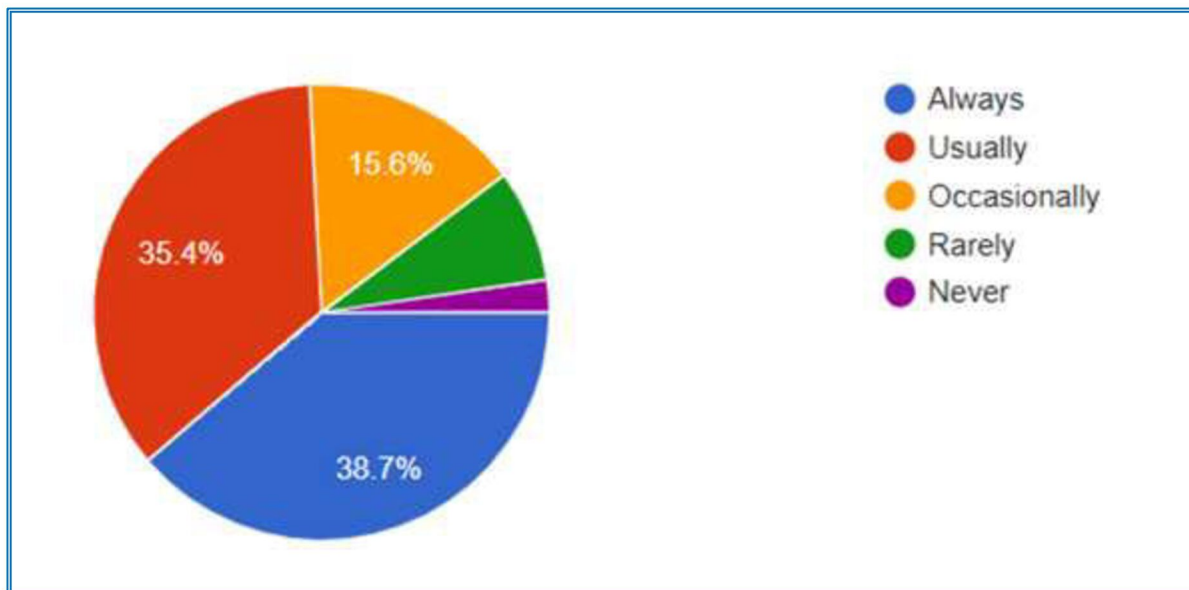
Q12	The portion covered in previous semester is		
A	Excellent	43	14.2
B	Very Good	96	31.4
C	Good	122	39.9
D	Fair	30	9.9
E	Poor	14	4.6



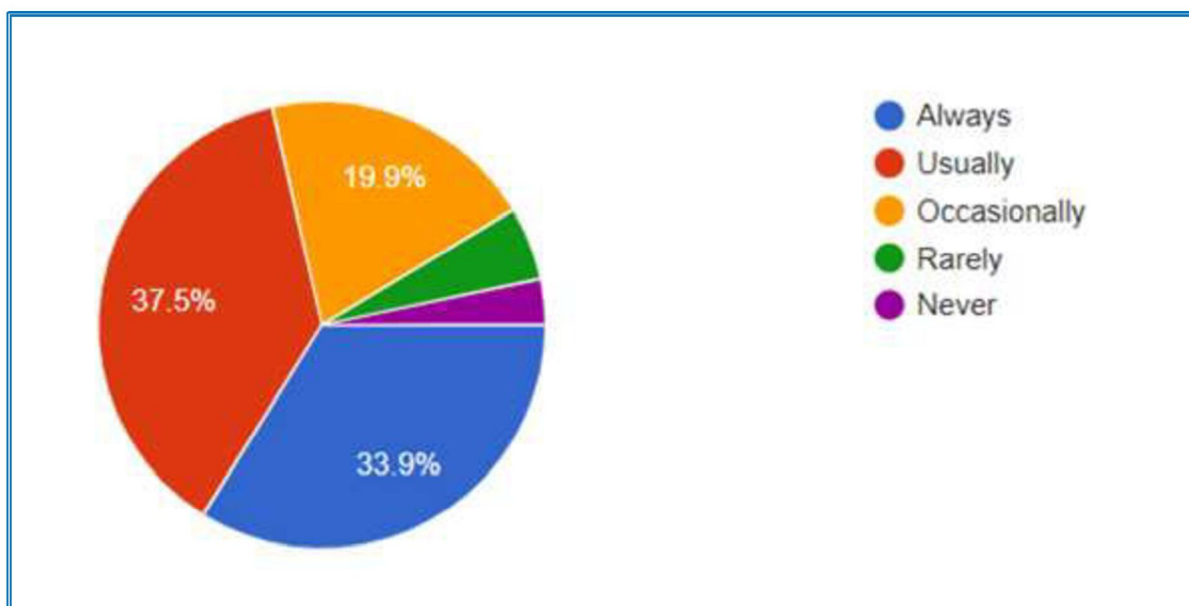
Q13	Internal Assessment evaluation process by faculty is		
A	Always Fair	132	43
B	Usually fair	117	38.4
C	Sometimes Unfair	39	12.6
D	Usually Unfair	12	3.9
E	Unfair	6	2



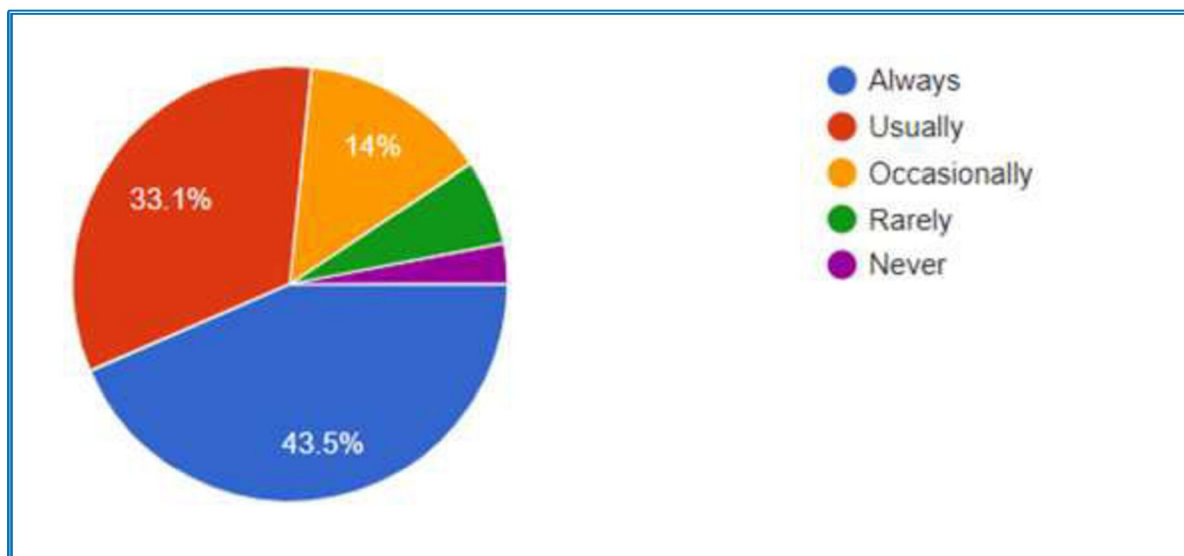
Q14	Whether faculty members discuss your performance in Internal Assessment Tests with you?		
A	Always	118	38.7
B	Usually	108	35.4
C	Occasionally	48	15.6
D	Rarely	24	7.8
E	Never	7	2.3



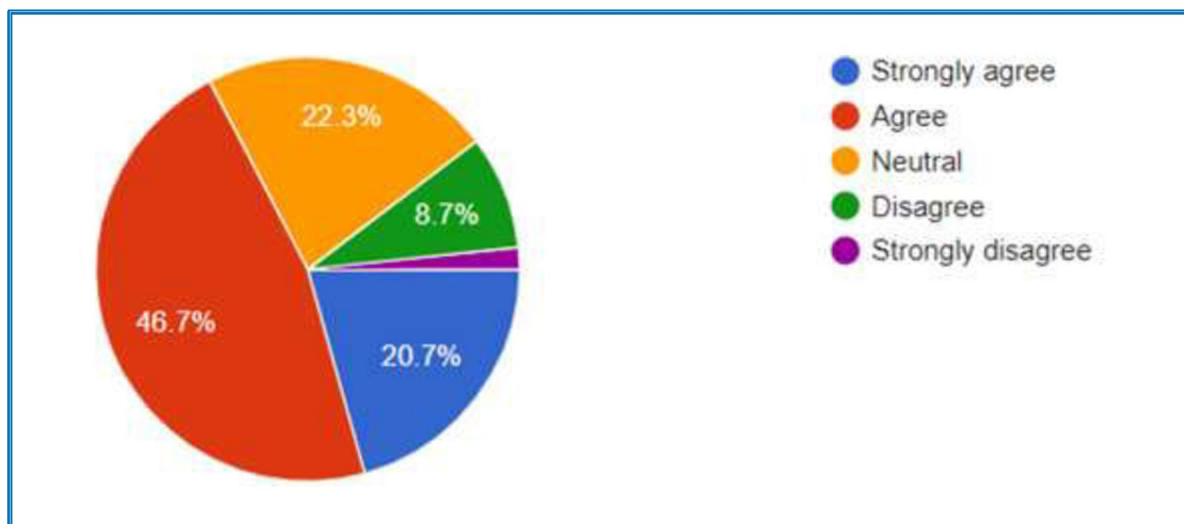
Q15	Faculty keep informing you about your expected competencies, Course Outcomes and Program Outcomes		
A	Always	104	33.9
B	Usually	115	37.5
C	occasionally	61	19.9
D	Rarely	16	5.2
E	Never	10	3.3



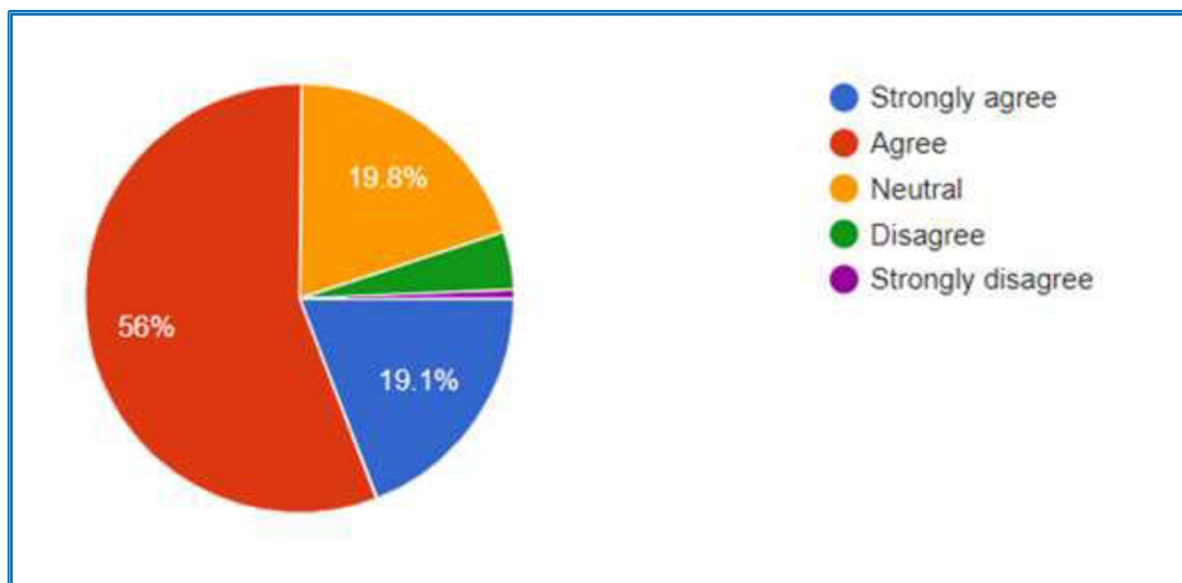
Q16	The mentors keep doing the necessary follow-up with the assigned task to you.		
A	Always	133	43.5
B	Usually	101	33.1
C	occasionally	43	14
D	Rarely	20	6.6
E	Never	9	3



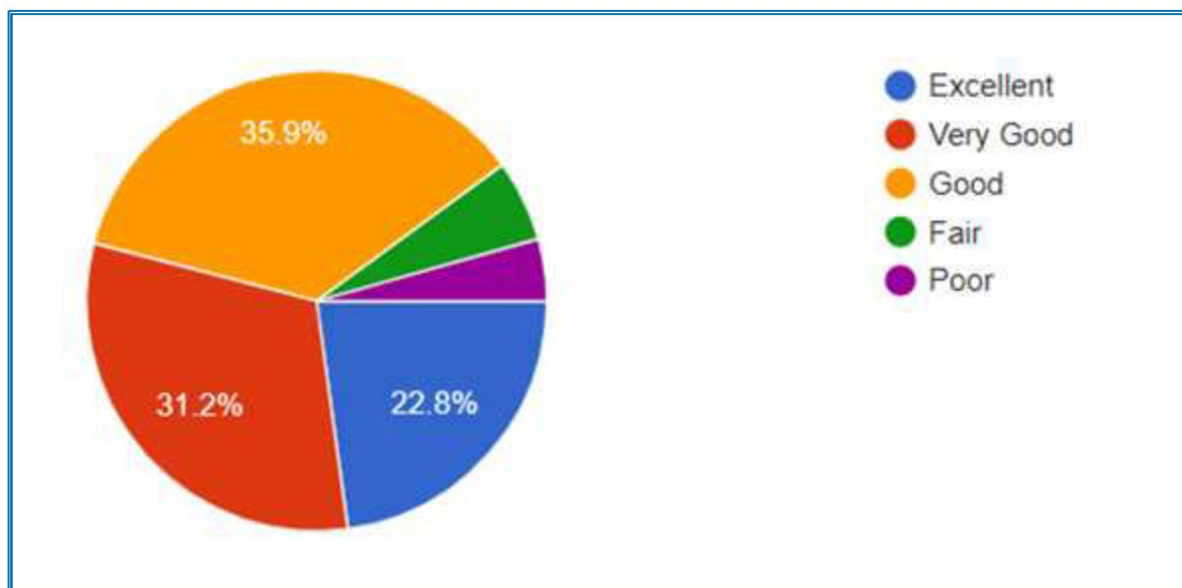
Q17	Faculty members encourage you to participate in Research, Co-curricular and Extra-curricular activities		
A	Strongly agree	63	20.7
B	Agree	143	46.7
C	Neutral	68	22.3
D	Disagree	27	8.7
E	Strongly Disagree	5	1.6



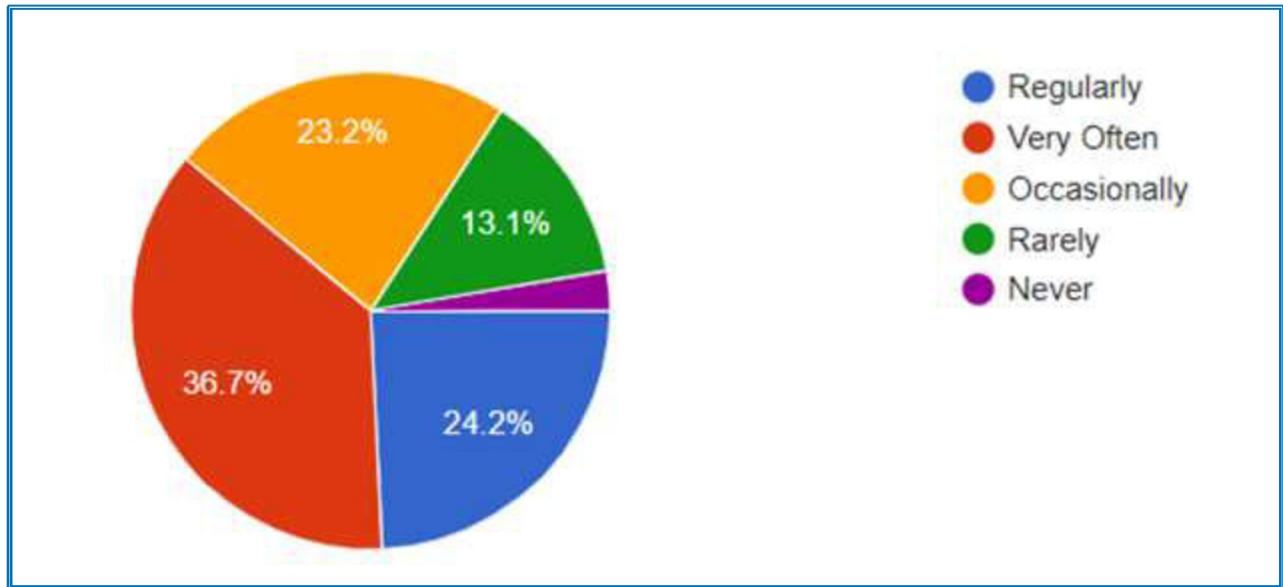
Q18	The students grievances are regularly given due attention		
A	Strongly agree	58	19.1
B	Agree	171	56
C	Neutral	61	19.8
D	Disagree	13	4.3
E	Strongly Disagree	2	0.7



Q19	The support of the Institution for the students to participate in All India Level Inter-University sports, Inter-Collegiate Level, Open State Level sports and other adventurous activities		
A	Excellent	70	22.8
B	Very good	95	31.2
C	Good	110	35.9
D	Fair	17	5.6
E	Poor	13	4.3



Q20	Whether the institution encourages you to participate in social service activities organized under private and public organizations.		
A	Regularly	74	24.2
B	Very often	112	36.7
C	occasionally	71	23.2
D	Rarely	40	13.1
E	Never	8	2.6



The Overall Result Analysis of Student Satisfaction Survey(SSS)			
A	5-Excellent	1497	74.85
B	4-Very good	2456	122.8
C	3-Good	1502	75.1
D	2-Satisfactory	468	23.4
E	1-Poor	191	9.55
$\text{GPA} = \frac{5 \times 1497 + 4 \times 2456 + 3 \times 1502 + 2 \times 468 + 1 \times 191}{(1497 + 2456 + 1502 + 468 + 191) \times 5} \times 100 = 75.04 \% = \text{Level 3}$			
Attainment Levels:			
< 60% - 1			
61 to 70% - 2			
71 to 100 - 3			


PRINCIPAL
S.J.M.I.T, CHITRADURG.