

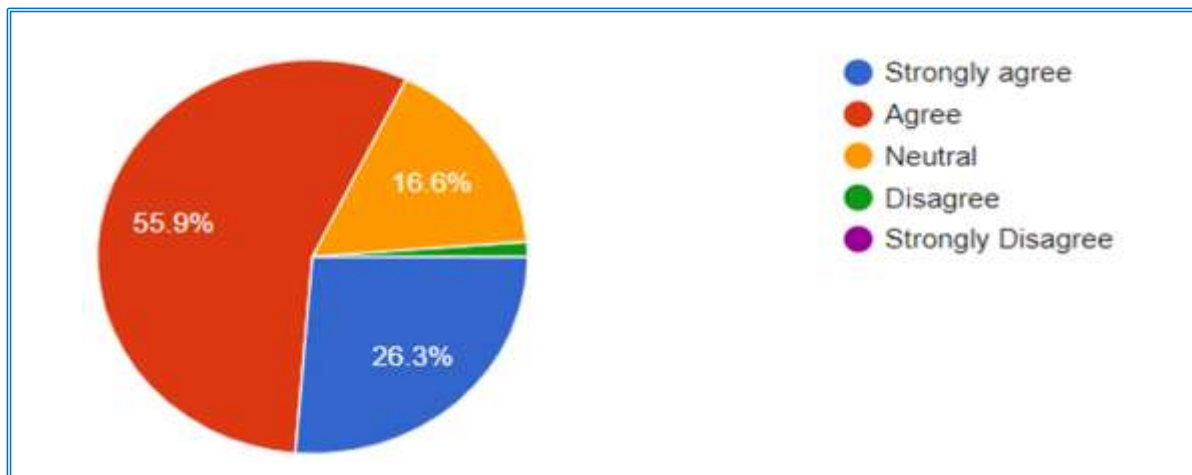
S J M INSTITUTE OF TECHNOLOGY

(Recognized by AICTE, New Delhi and Affiliated to Visvesvaraya Technological University, Belagavi)
NH-4 Bypass, P.B.No:73, CHITRADURGA

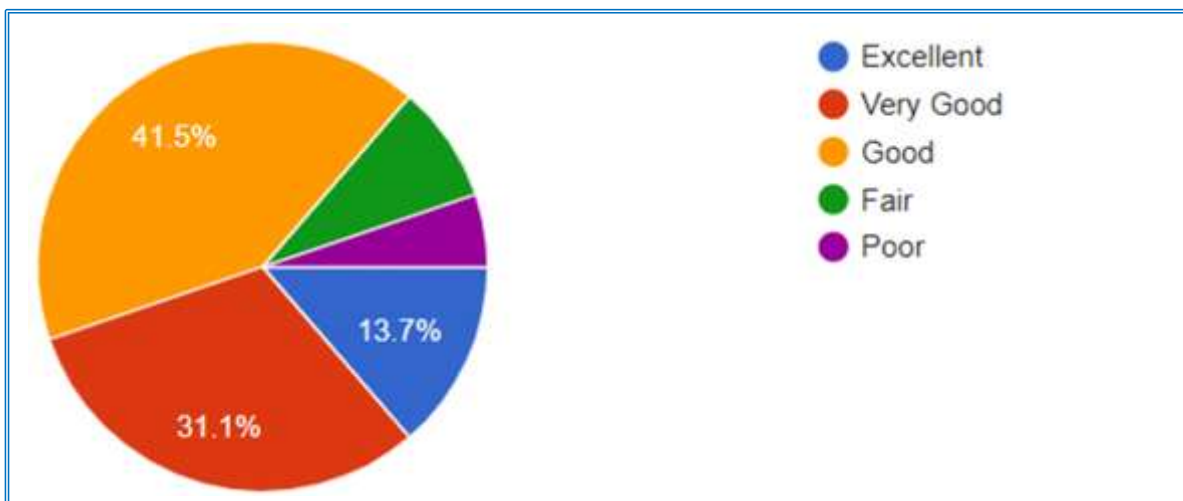
National Assessment and Accreditation Council (NAAC)
Student Satisfaction Survey (SSS) – Key Indicator 2.7.1
Under Criteria 2 of Teaching – Learning and Evaluation

Question Wise Analysis of Student Satisfactory Survey (2021-22)

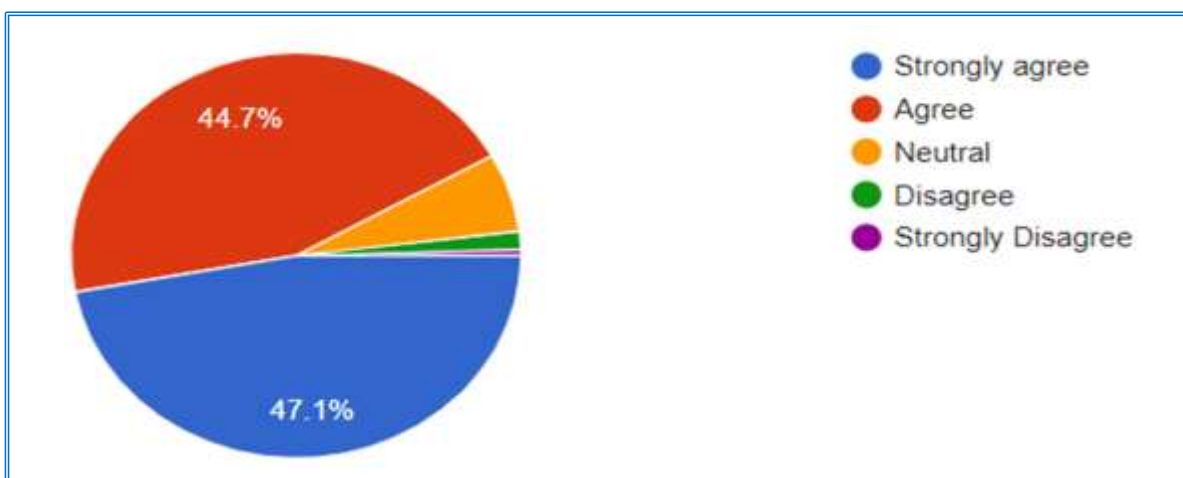
Questions and Options		No of students opted	Percentage of students opted
Q1	The institution provides you enough opportunities to learn and grow.		
A	Strongly agree	109	26.26
B	Agree	232	55.90
C	Neutral	69	16.64
D	Disagree	05	1.20
E	Strongly Disagree	00	0.00



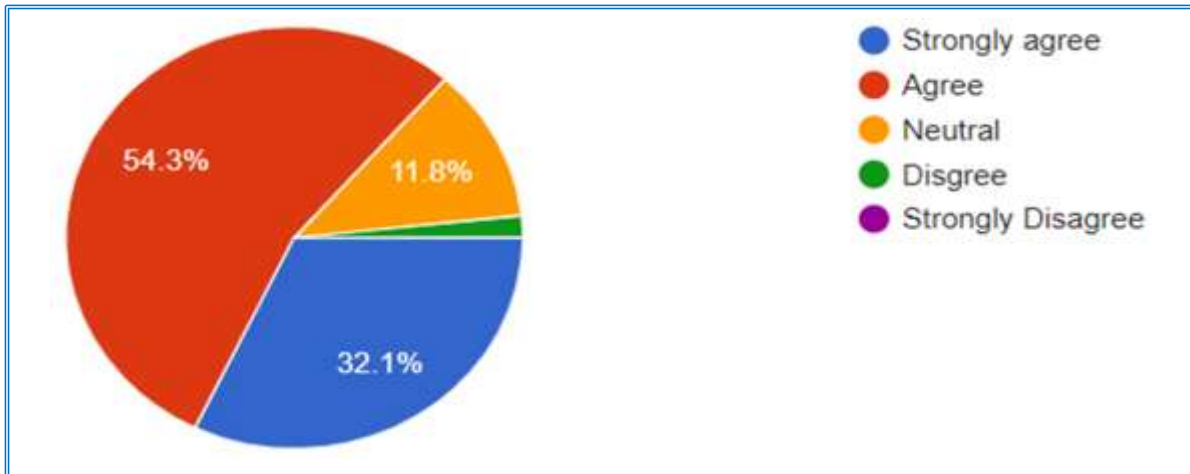
Q2	The hostel and conveyance facilities provided by the institution are		
A	Excellent	57	13.70
B	Very good	129	31.10
C	Good	172	41.50
D	Fair	42	10.10
E	Poor	15	3.59



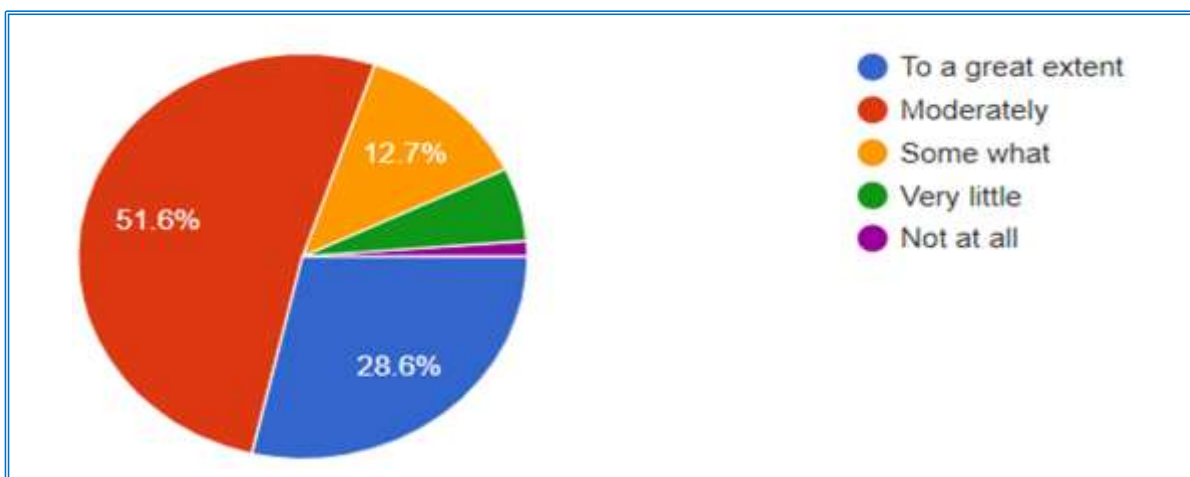
Q3	The institution has taken appropriate measures to felicitate ragging free environment		
A	Strongly agree	196	47.20
B	Agree	186	44.80
C	Neutral	27	6.50
D	Disagree	06	1.50
E	Strongly Disagree	00	0.00



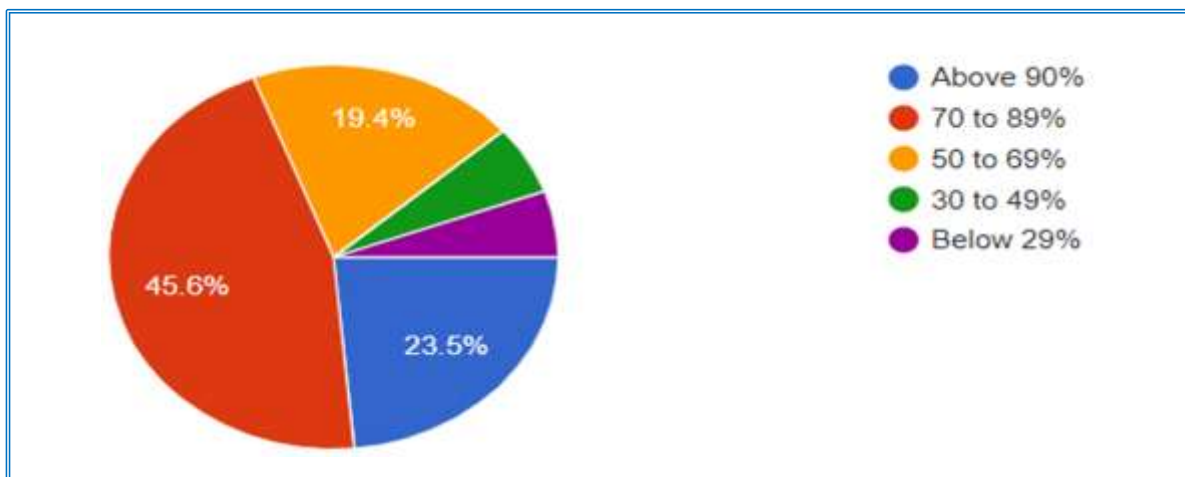
Q4	The institution campus has Eco-friendly and conducive environment		
A	Strongly agree	134	32.29
B	Agree	225	54.22
C	Neutral	49	11.81
D	Disagree	07	1.68
E	Strongly Disagree	00	0.00



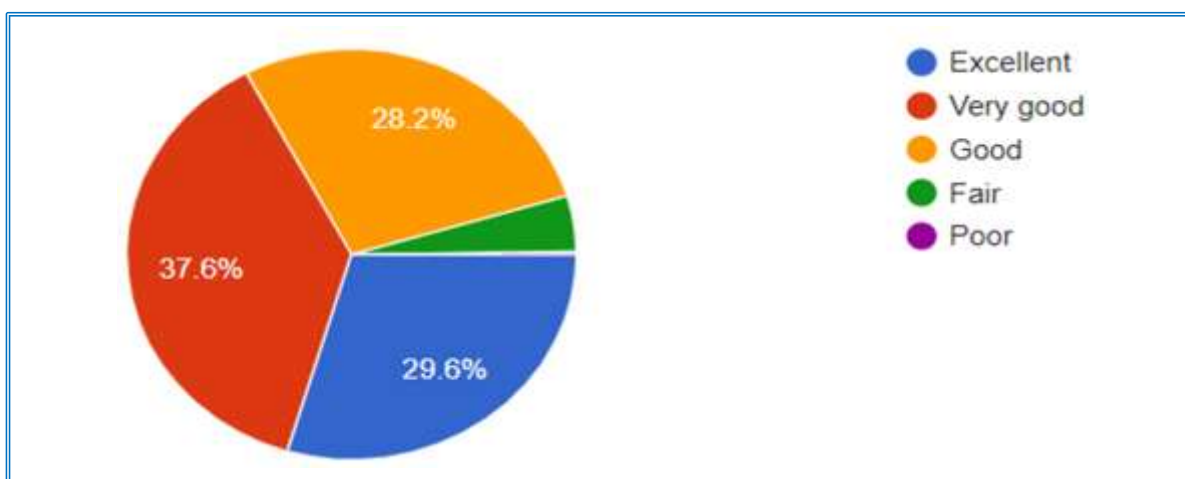
Q5	The institution/faculty has adopted student centric methods such as experiential learning, participative learning and problem solving methodologies for enhancing learning experiences		
A	To a great Extent	119	28.68
B	Moderately	214	51.60
C	Some What	53	12.77
D	Very little	25	6.02
E	Not at all	04	0.93



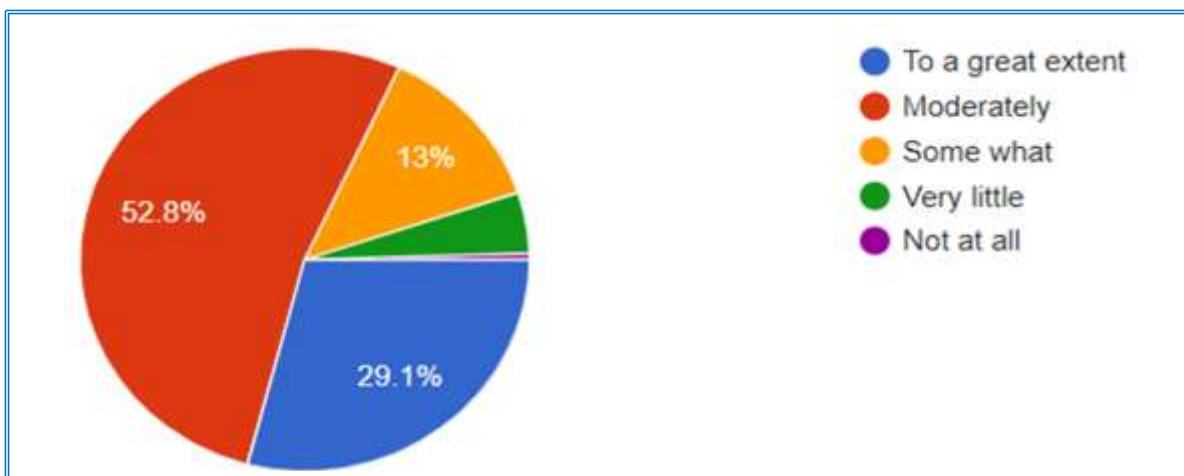
Q6	How many faculty use ICT facility to teach through PPTs, Videos using tools such as LCD projectors, Multi-media etc.		
A	Above 90%	98	23.59
B	70-89%	189	45.68
C	50-69%	81	19.41
D	30-49%	24	5.78
E	Below 29%	23	5.54



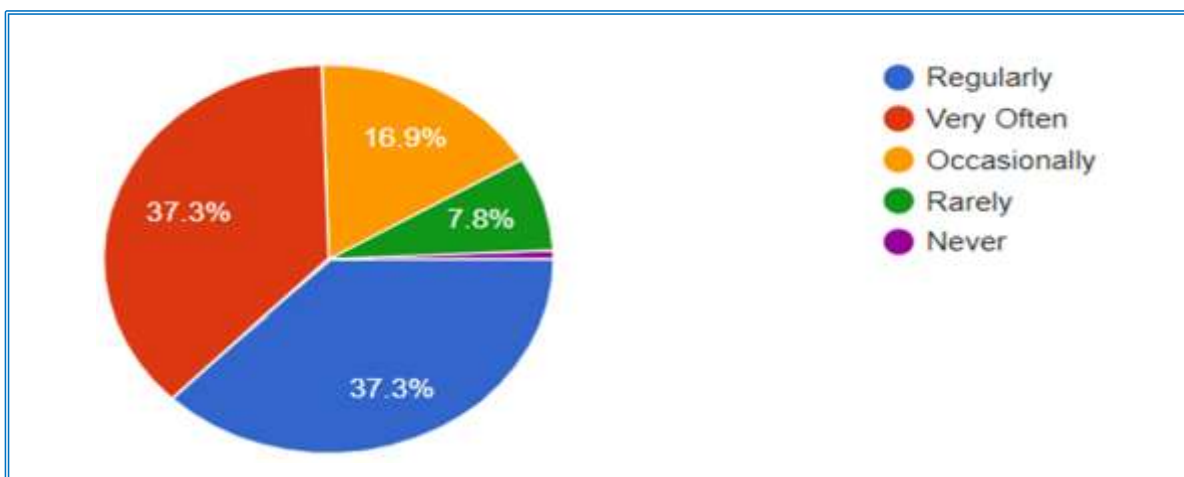
Q7	The departmental and central library facilities are,		
A	Excellent	123	29.69
B	Very good	156	37.60
C	Good	117	28.20
D	Fair	18	4.31
E	Poor	01	0.20



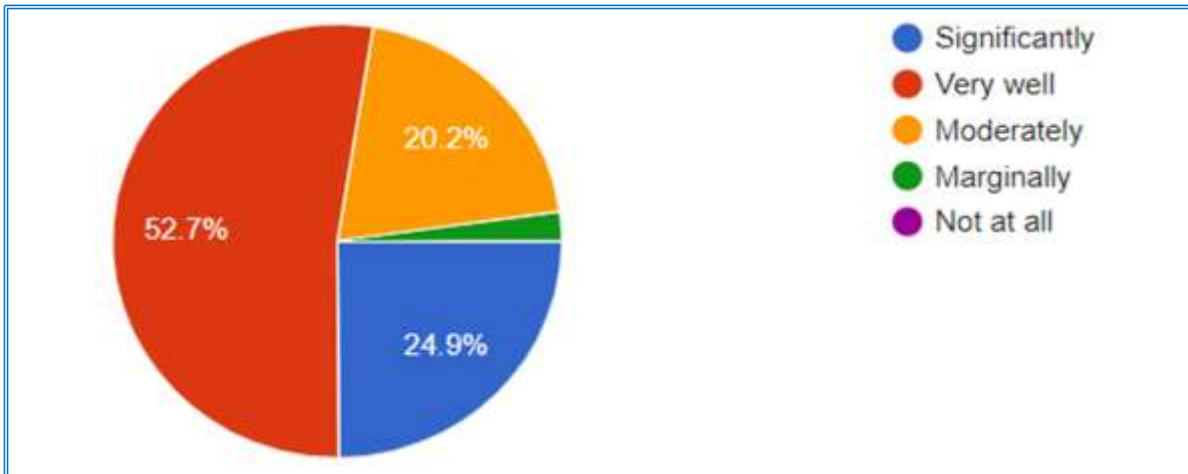
Q8	The institution/faculty encourages you to inculcate soft skills, life skills and employability skills to make you industry ready.		
A	To a great Extent	121	29.15
B	Moderately	219	52.80
C	Some What	54	13.00
D	Very little	20	4.81
E	Not at all	01	0.24



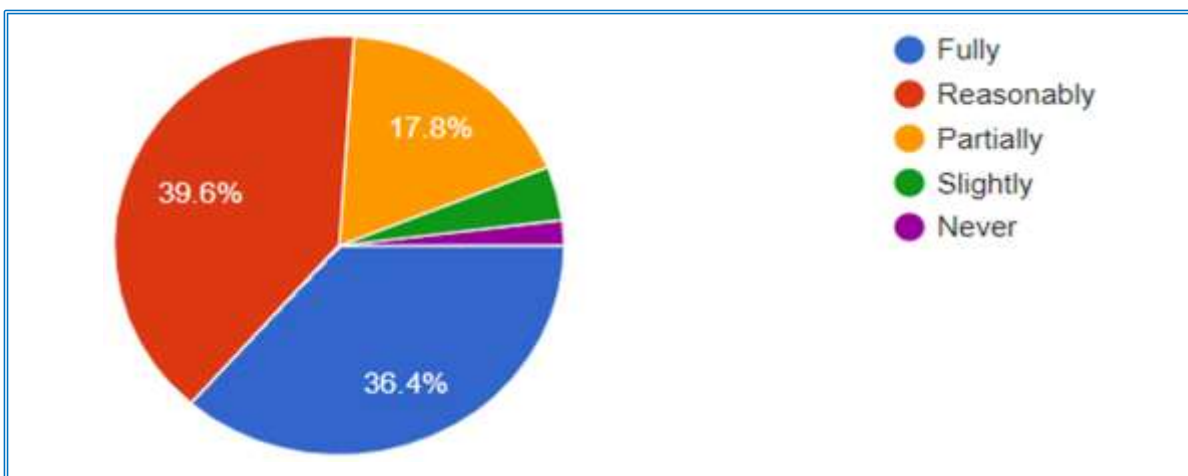
Q9	The institute takes active interest in promoting internship, student exchange and field visit opportunities for students.		
A	Regularly	155	37.34
B	Very often	155	37.34
C	Occasionally	70	16.90
D	Rarely	32	7.71
E	Never	03	0.71



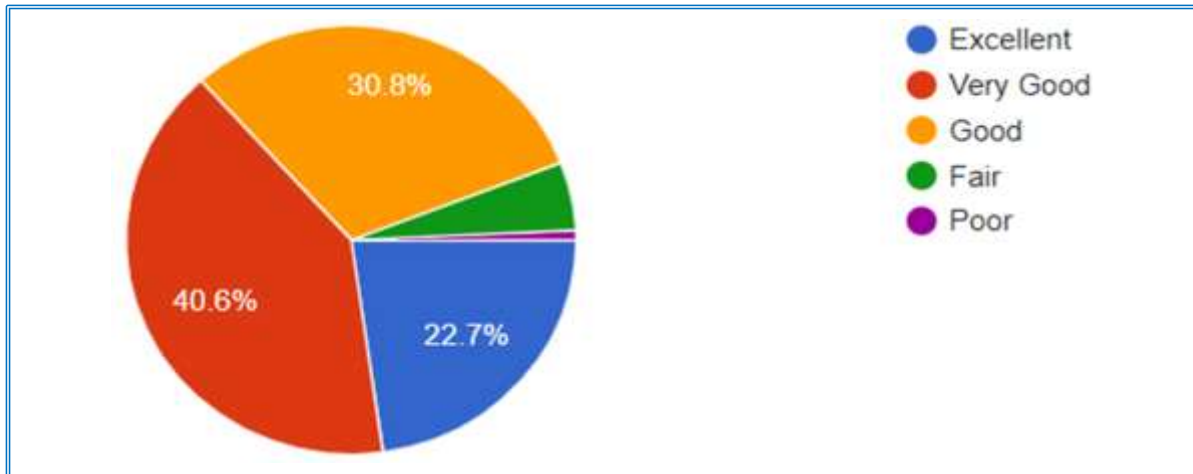
Q10	The teaching and mentoring process in the institution facilitates you in cognitive, social and emotional growth.		
A	Significantly	103	24.90
B	Very well	219	52.77
C	Moderately	84	20.24
D	Marginally	09	2.09
E	Not at all	00	0.00



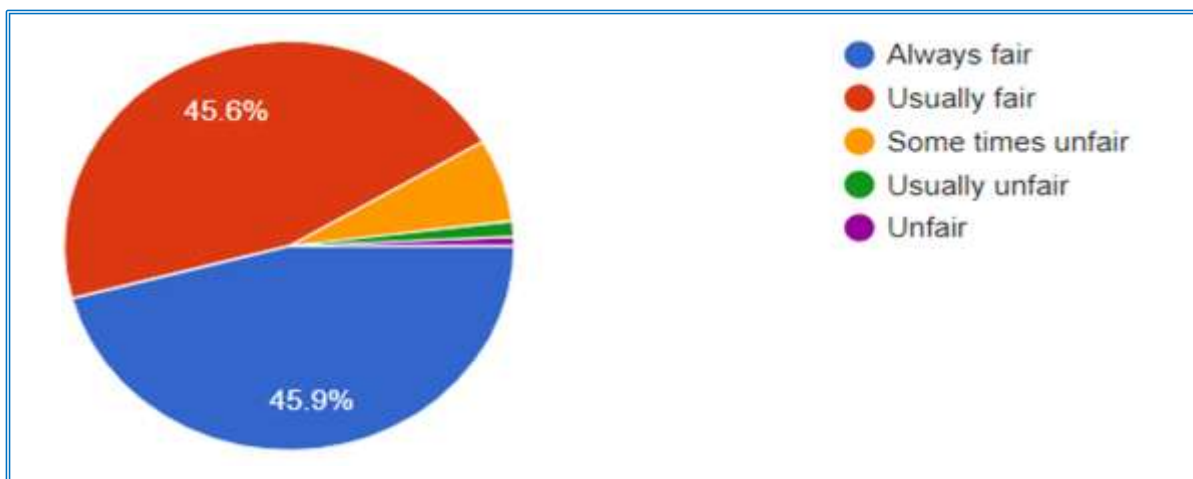
Q11	Faculty members identify your strength and weakness and keep helping you overcome weakness to take up right level of challenges.		
A	Fully	151	36.4
B	Reasonably	164	39.6
C	Partially	72	17.8
D	Slightly	23	5.00
E	Never	05	1.20



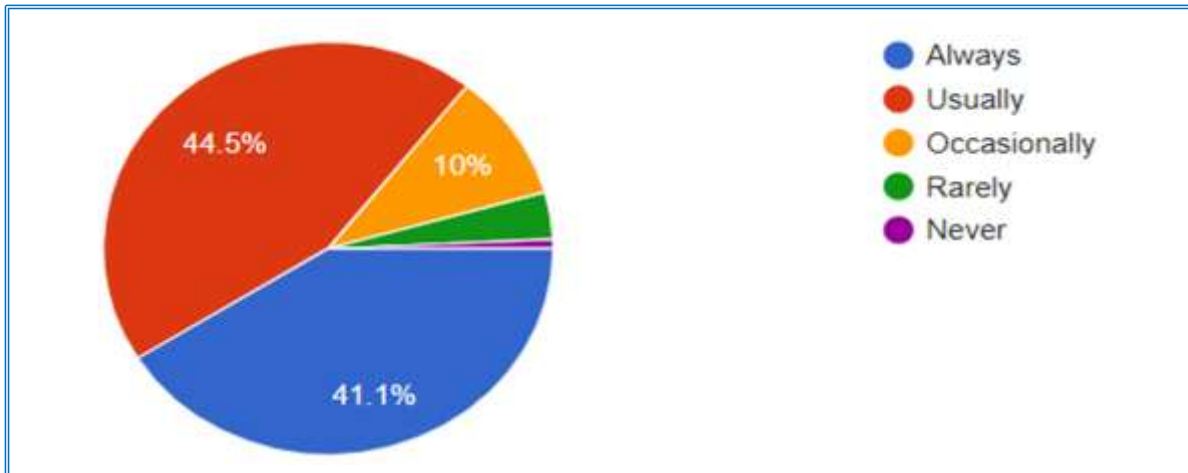
Q12	The portion covered in previous semester is		
A	Excellent	94	22.74
B	Very Good	169	40.66
C	Good	128	30.84
D	Fair	21	5.06
E	Poor	03	0.72



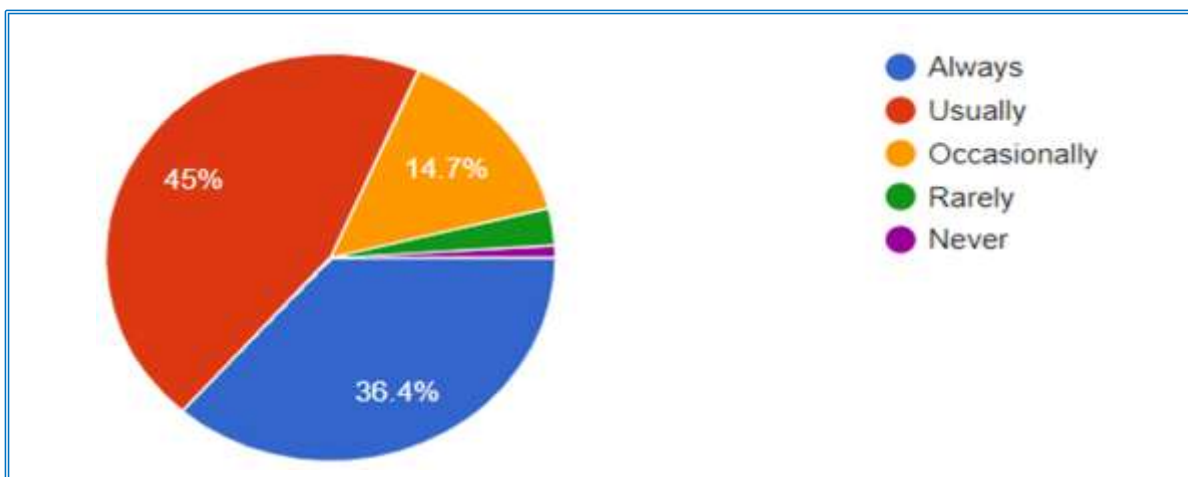
Q13	Internal Assessment evaluation process by faculty is		
A	Always Fair	191	45.90
B	Usually fair	189	45.68
C	Sometimes Unfair	27	6.50
D	Usually Unfair	05	1.20
E	Unfair	03	0.72



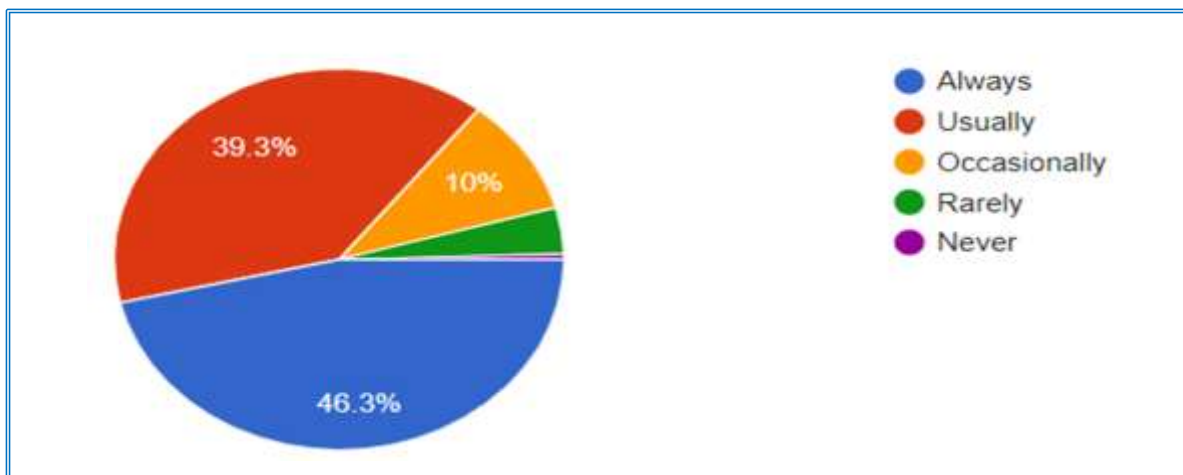
Q14	Whether faculty members discuss your performance in Internal Assessment Tests with you?		
A	Always	170	41.10
B	Usually	185	44.50
C	Occasionally	42	10.12
D	Rarely	13	3.10
E	Never	5	1.18



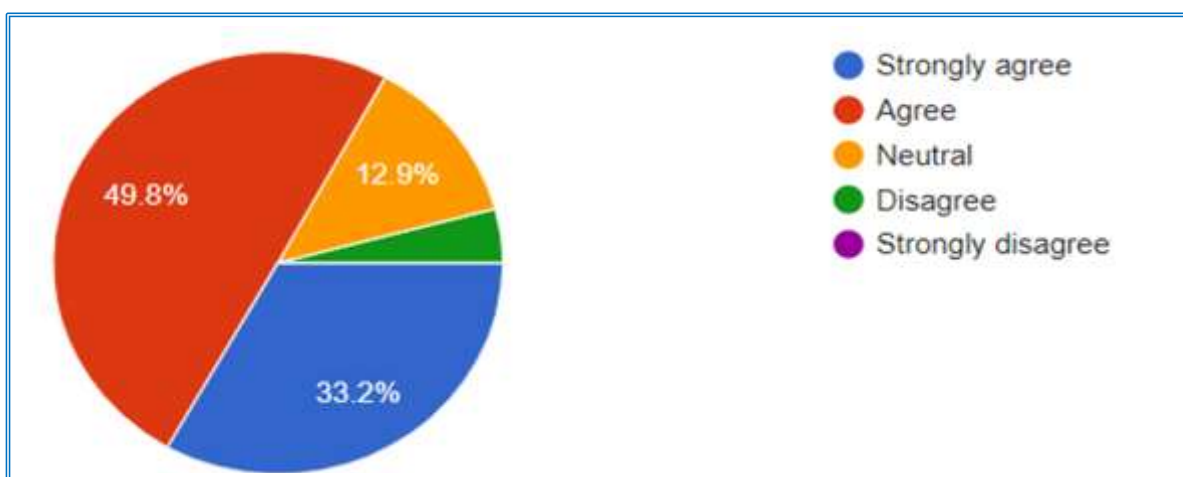
Q15	Faculty keep informing you about your expected competencies, Course Outcomes and Program Outcomes		
A	Always	151	36.40
B	Usually	187	45.05
C	occasionally	61	14.70
D	Rarely	12	2.89
E	Never	04	0.96



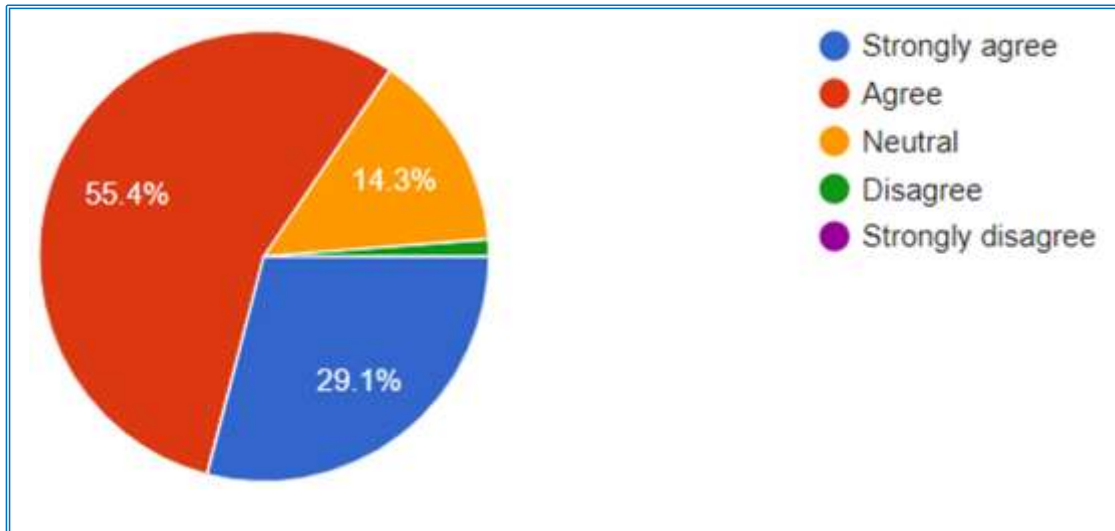
Q16	The mentors keep doing the necessary follow-up with the assigned task to you.		
A	Always	192	46.30
B	Usually	163	39.30
C	occasionally	42	10.12
D	Rarely	16	3.80
E	Never	02	0.48



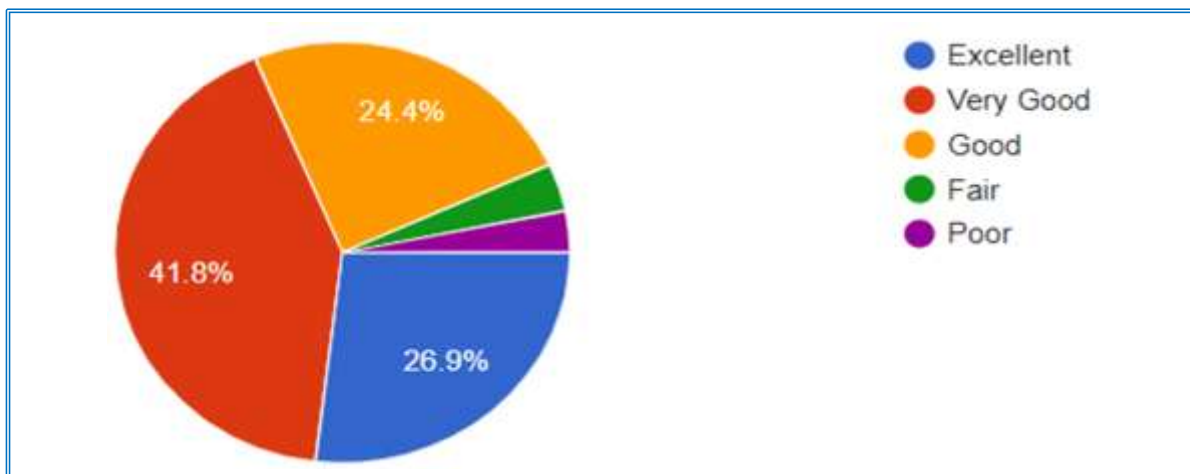
Q17	Faculty members encourage you to participate in Research, Co-curricular and Extra-curricular activities		
A	Strongly agree	138	33.29
B	Agree	207	49.89
C	Neutral	54	12.96
D	Disagree	16	3.86
E	Strongly Disagree	00	00



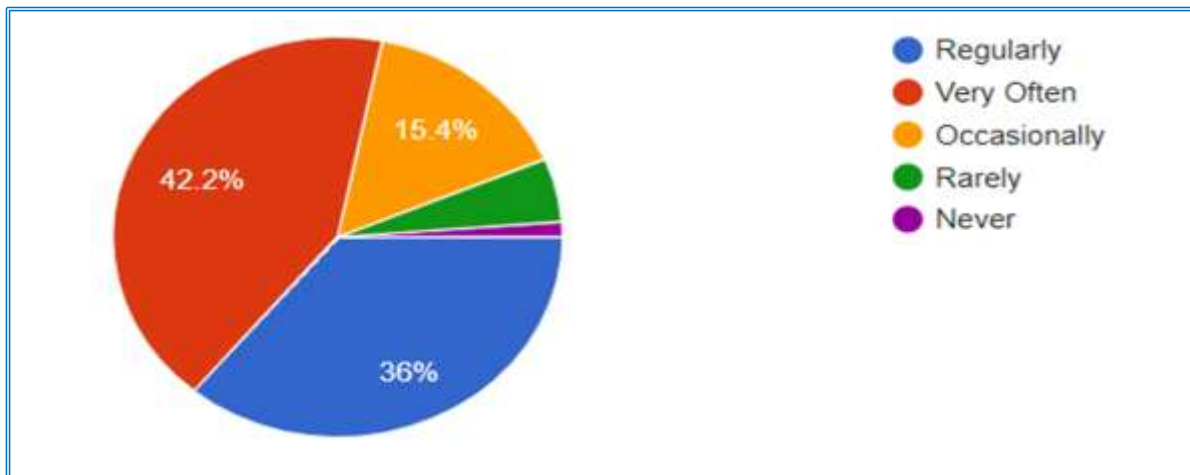
Q18	The students grievances are regularly given due attention		
A	Strongly agree	121	29.16
B	Agree	230	55.49
C	Neutral	60	14.39
D	Disagree	04	0.96
E	Strongly Disagree	0	0



Q19	The support of the Institution for the students to participate in All India Level Inter-University sports, Inter-Collegiate Level, Open State Level sports and other adventurous activities		
A	Excellent	112	26.98
B	Very good	174	41.80
C	Good	101	24.49
D	Fair	18	4.33
E	Poor	10	2.40



Q20	Whether the institution encourages you to participate in social service activities organized under private and public organizations.		
A	Regularly	150	36.00
B	Very often	175	42.29
C	occasionally	64	15.45
D	Rarely	21	5.06
E	Never	05	1.20



The Overall Result Analysis of Student Satisfaction Survey(SSS)			
A	5-Excellent	2685	32.34
B	4-Very good	3767	45.38
C	3-Good	1427	17.19
D	2-Satisfactory	337	4.06
E	1-Poor	84	1.03
<p style="text-align: center;"> $\text{GPA} = \frac{5 \times 2685 + 4 \times 3767 + 3 \times 1427 + 2 \times 337 + 1 \times 84}{(2685 + 3767 + 1427 + 337 + 84) \times 5} \times 100 = 80.8\% = \text{Level 3}$ </p> <p>Attainment Levels:</p> <p>< 60% - 1</p> <p>61 to 70% - 2</p> <p>71 to 100 - 3</p>			


PRINCIPAL
 → S.J.M.I.T, CHITRADURGA