

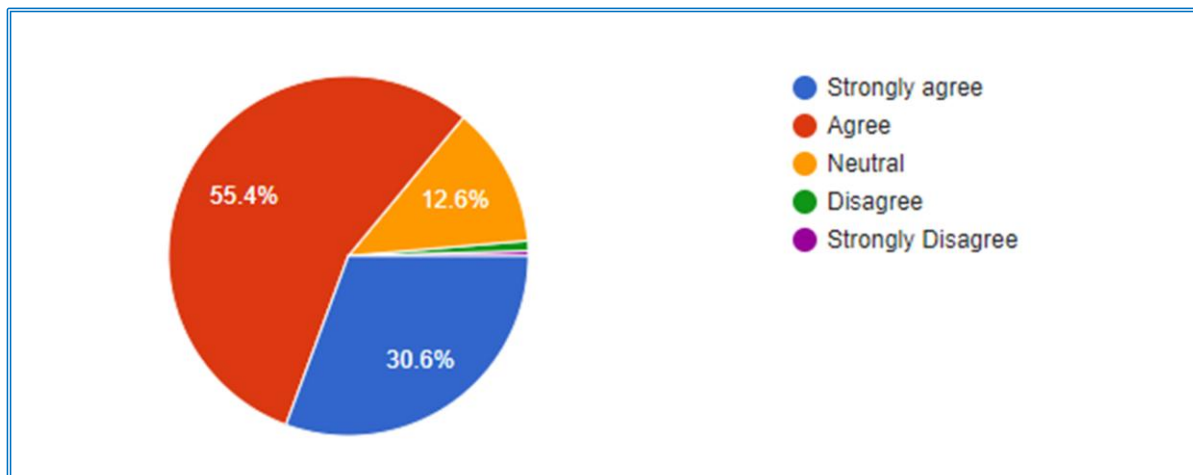
S J M INSTITUTE OF TECHNOLOGY

(Recognized by AICTE, New Delhi and Affiliated to Visvesvaraya Technological University, Belagavi)
NH-4 Bypass, P.B.No:73, CHITRADURGA

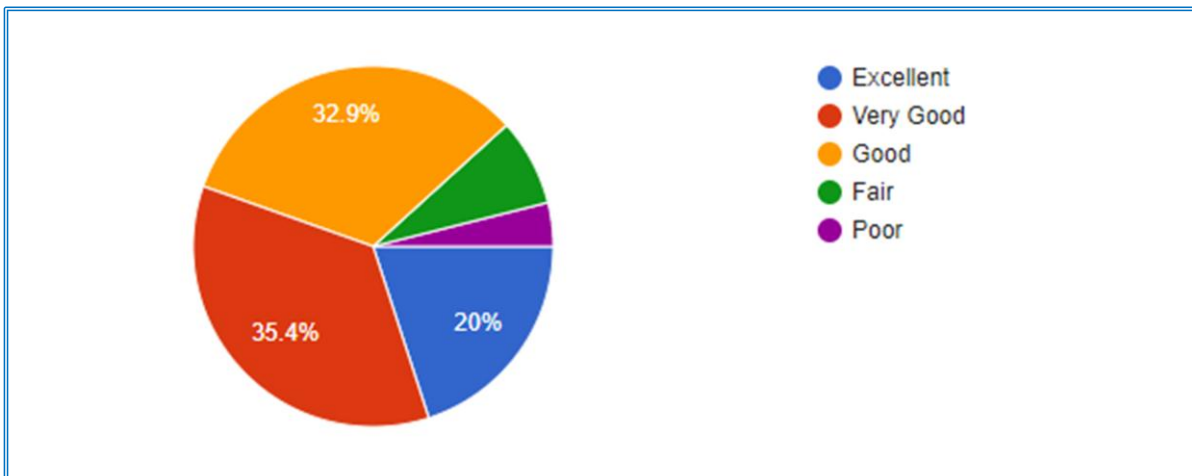
National Assessment and Accreditation Council (NAAC)
Student Satisfaction Survey (SSS) – Key Indicator 2.7.1
Under Criteria 2 of Teaching – Learning and Evaluation

Question Wise Analysis of Student Satisfactory Survey (2020-21)

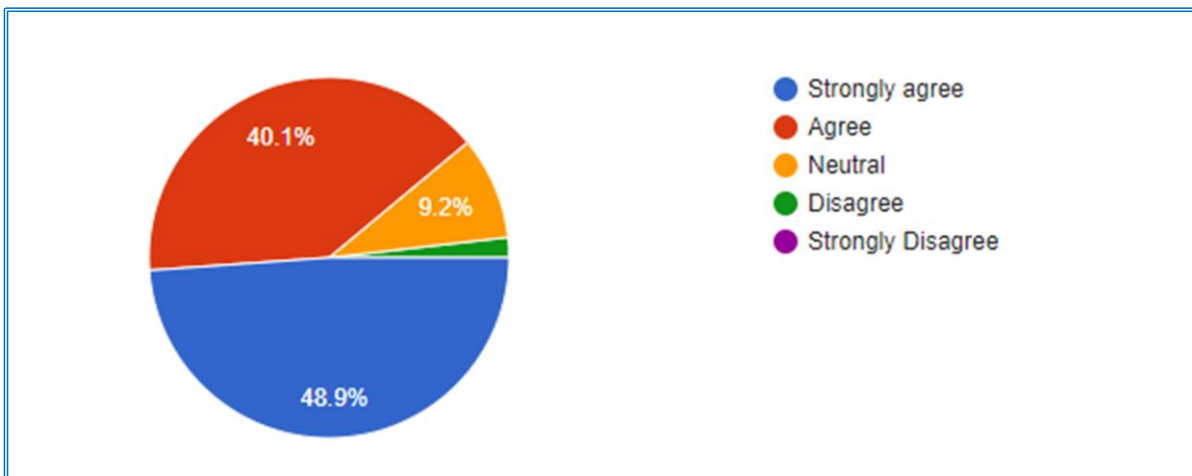
Questions and Options		No of students opted	Percentage of students opted
Q1	The institution Provides you multiple opportunities to learn and grow.		
A	Strongly agree	136	30.6
B	Agree	246	55.4
C	Neutral	56	12.6
D	Disagree	4	0.9
E	Strongly Disagree	2	0.5



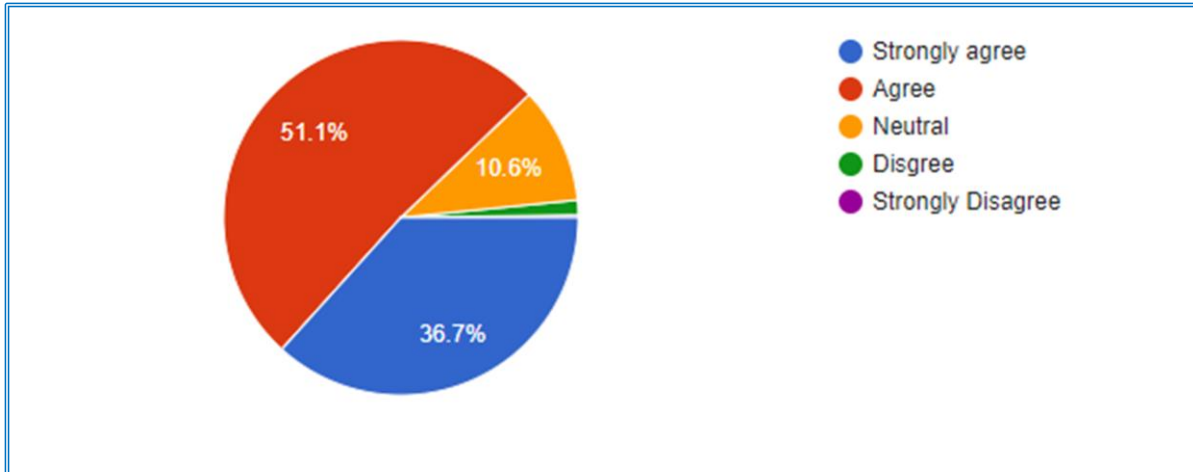
Q2	The institution has provided you adequate hostel and conveyance facilities		
A	Excellent	87	20
B	Very good	154	35.4
C	Good	143	32.9
D	Fair	34	7.8
E	Poor	17	3.9



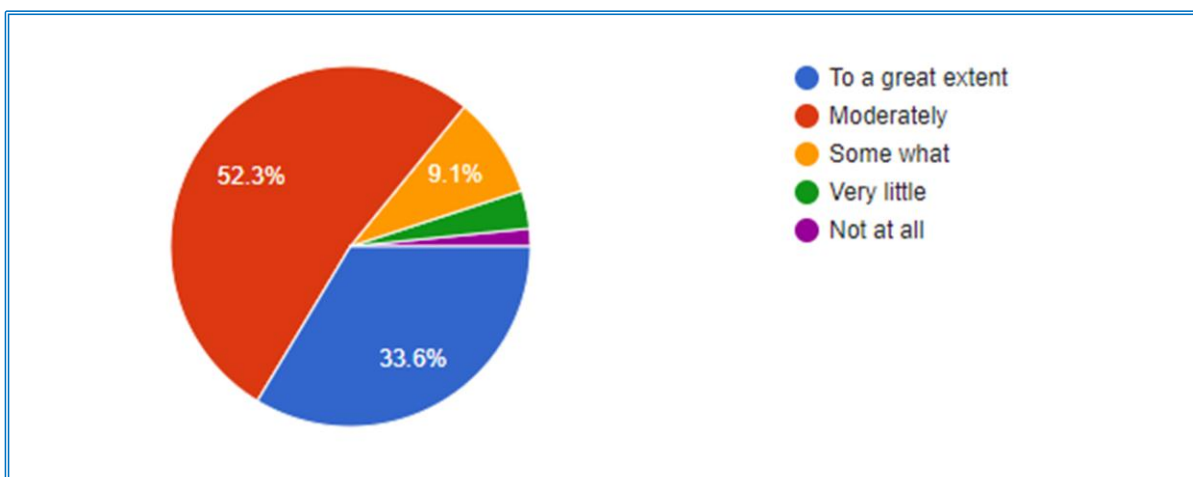
Q3	The institution has ragging free environment		
A	Strongly agree	217	48.9
B	Agree	178	40.1
C	Neutral	41	9.2
D	Disagree	8	1.8
E	Strongly Disagree	1	0.04



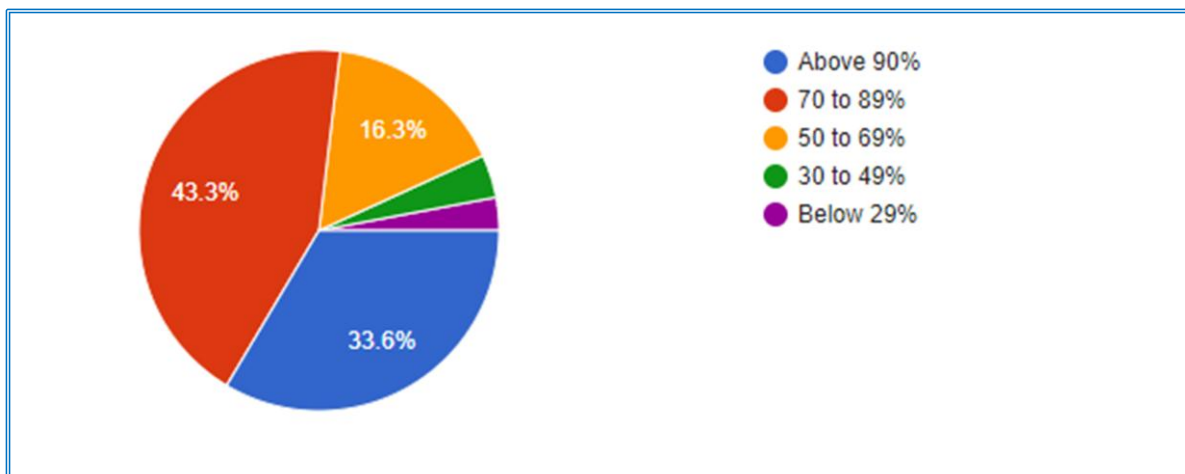
Q4	The institution campus has Eco-friendly environment		
A	Strongly agree	163	36.7
B	Agree	227	51.1
C	Neutral	47	10.6
D	Disagree	6	1.4
E	Strongly Disagree	1	0.1



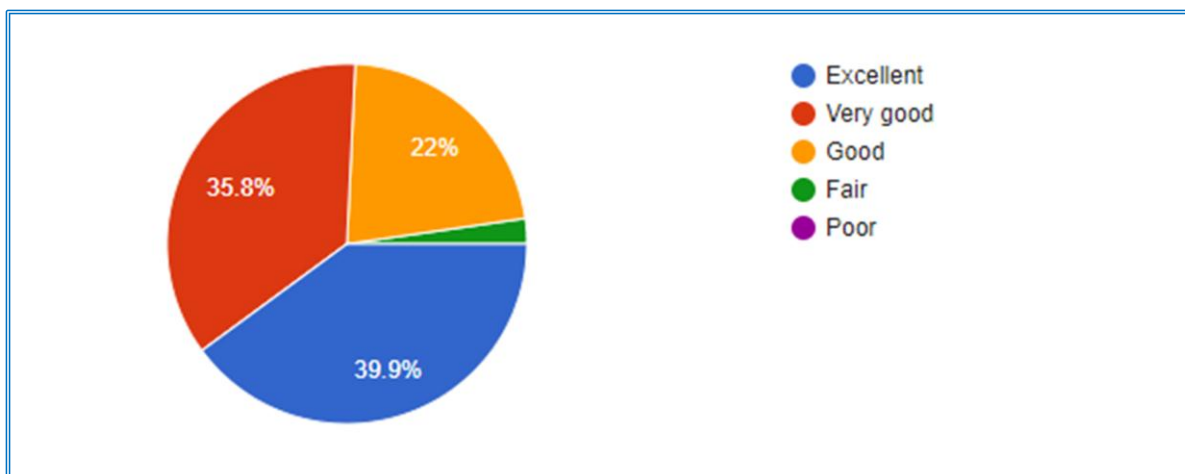
Q5	The institution/faculty has adopted student centric methods such as experiential learning, participative learning and problem solving methodologies for enhancing learning experiences		
A	To a great Extent	148	33.6
B	Moderately	230	52.3
C	Some What	40	9.1
D	Very little	15	3.4
E	Not at all	7	1.6



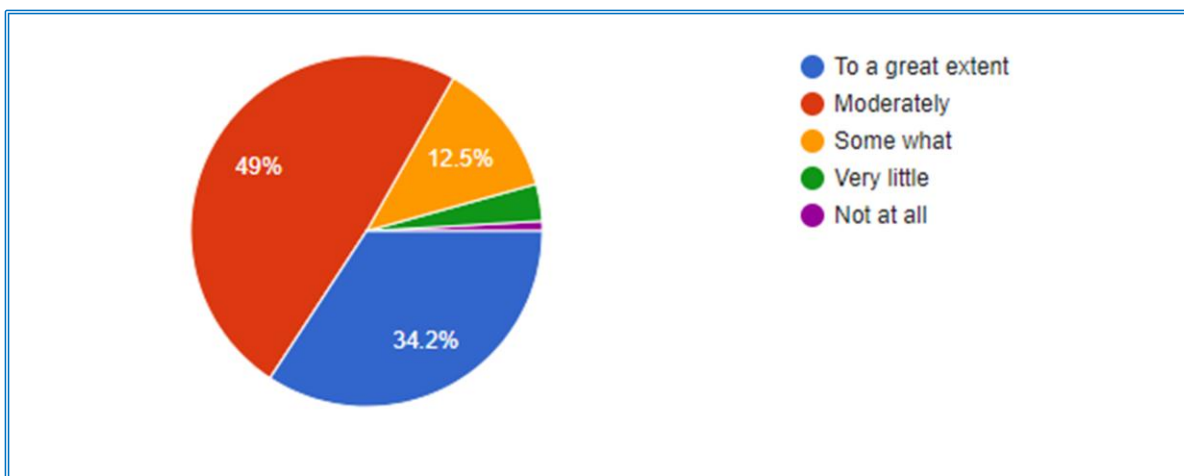
Q6	How many faculty use ICT facility to teach through PPTs, Videos using tools such as LCD projectors, Multi-media etc.		
A	Above 90%	148	33.6
B	70-89%	191	43.3
C	50-69%	72	16.3
D	30-49%	17	3.9
E	Below 29%	13	2.9



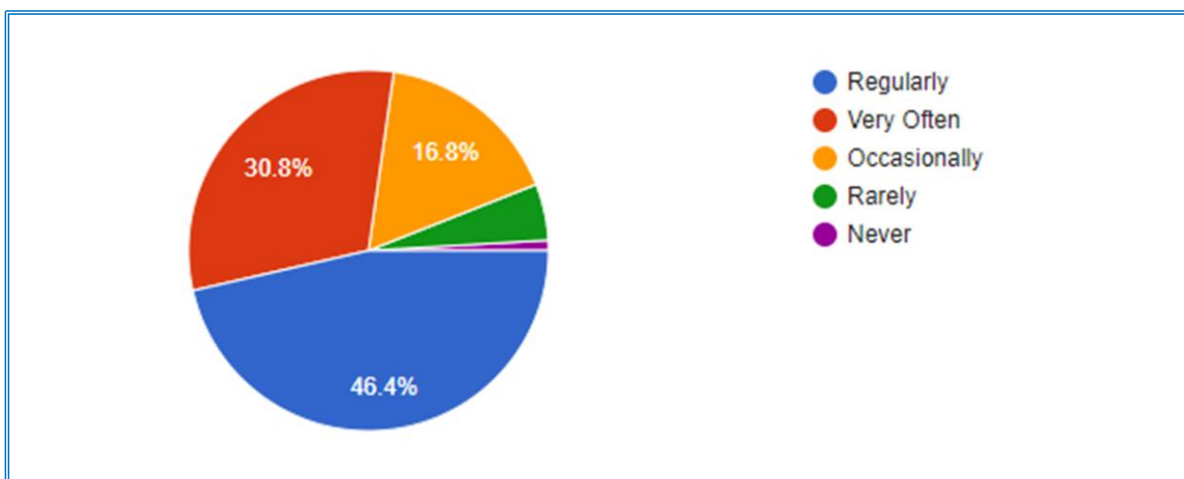
Q7	The departmental and central library facilities are,		
A	Excellent	176	39.9
B	Very good	158	35.8
C	Good	97	22
D	Fair	10	2.3
E	Poor	0	0



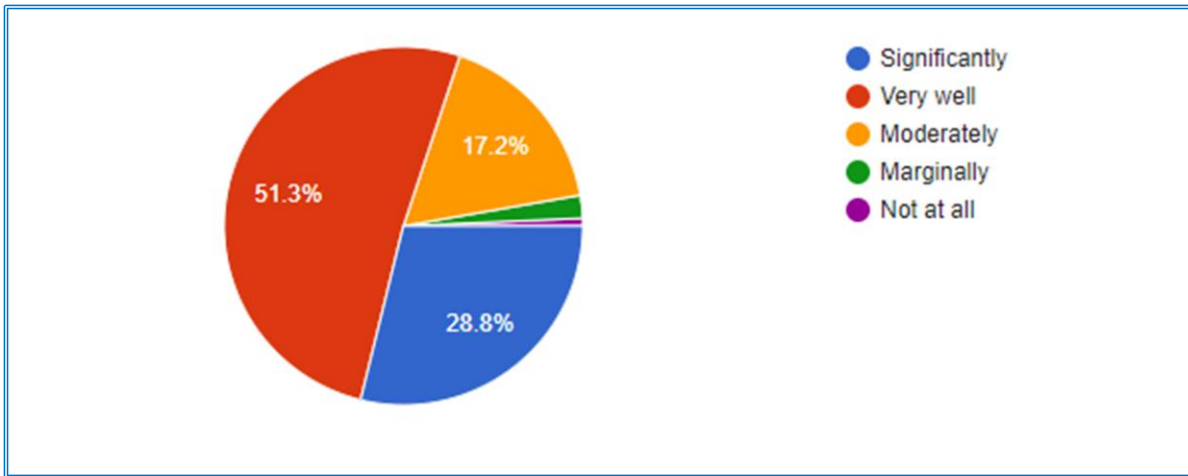
Q8	The institution/faculty encourages you to inculcate soft skills, life skills and employability skills to make you industry ready.		
A	To a great Extent	151	34.2
B	Moderately	216	49
C	Some What	55	12.5
D	Very little	15	3.4
E	Not at all	4	0.9



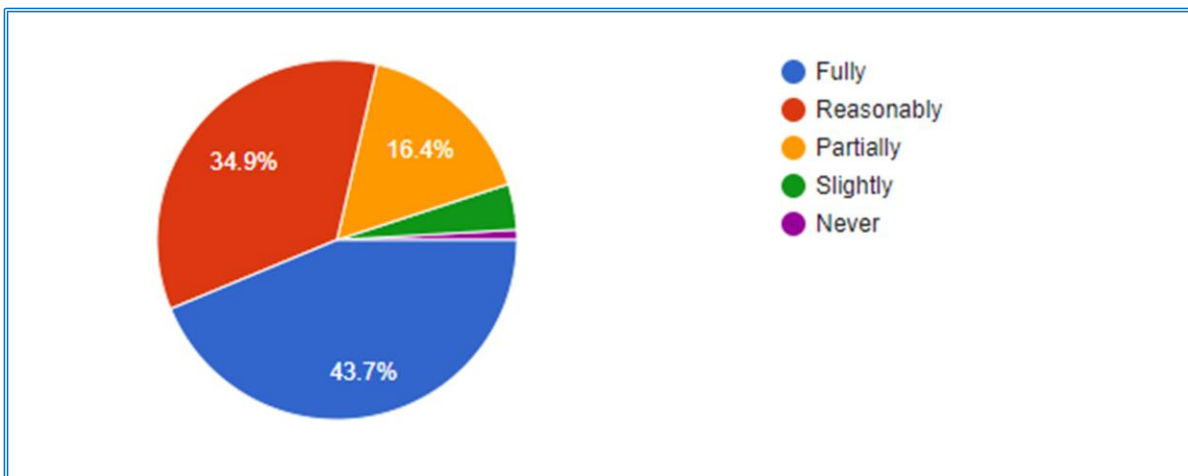
Q9	The institute takes active interest in promoting internship, student exchange and field visit opportunities for students.		
A	Regularly	202	46.4
B	Very often	134	30.8
C	occasionally	73	16.8
D	Rarely	22	5.1
E	Never	4	0.9



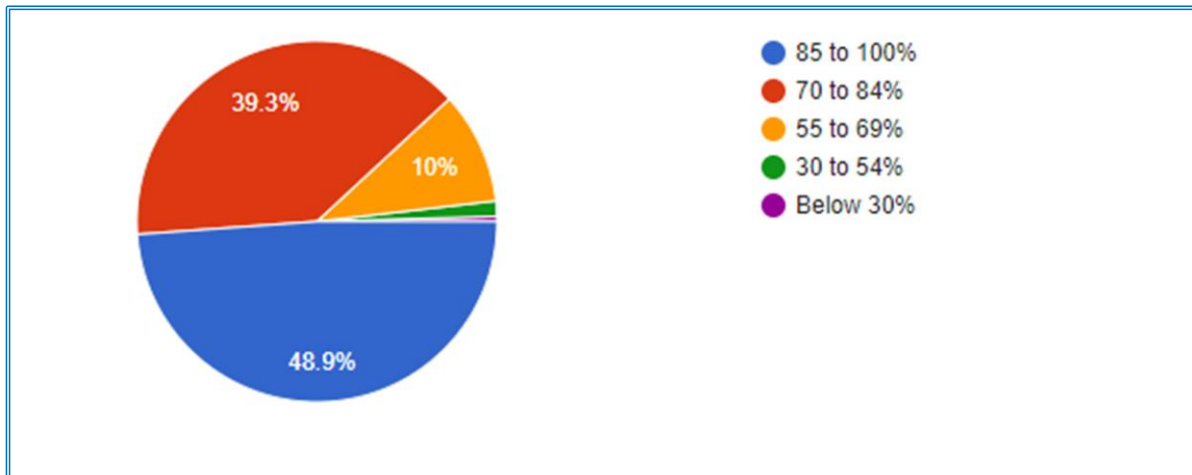
Q10	The teaching and mentoring process in the institution facilitates you in cognitive, social and emotional growth.		
A	Significantly	126	28.8
B	Very well	224	51.3
C	Moderately	75	17.2
D	Marginally	9	2.1
E	Not at all	3	0.7



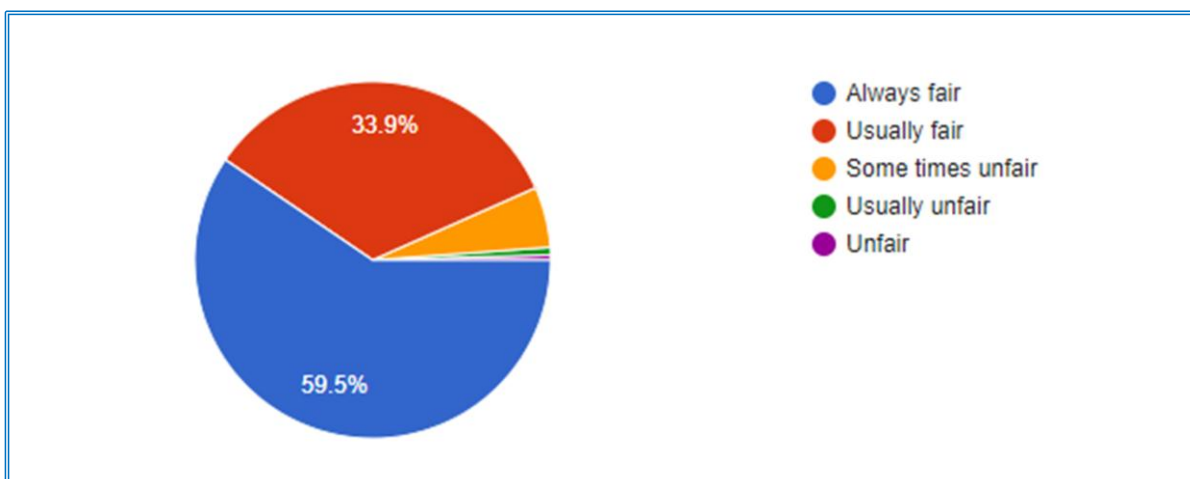
Q11	Faculty members identify your strength and weakness and keep helping you overcome weakness to take up right level of challenges.		
A	Fully	192	43.7
B	Reasonably	153	34.9
C	Partially	72	16.4
D	Slightly	18	4.1
E	Never	4	0.9



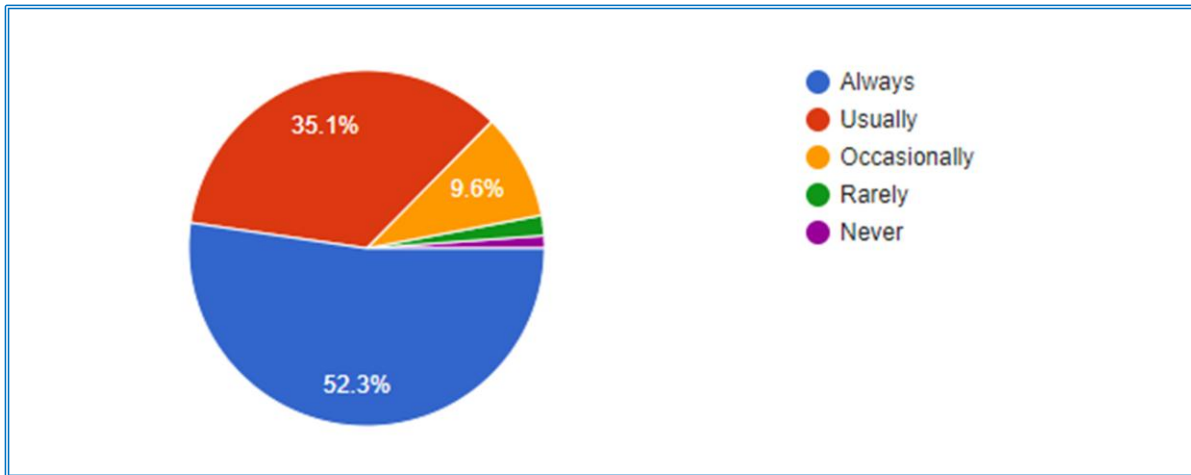
Q12	How much portion is covered in the previous semester?		
A	85-100%	214	48.9
B	70-84%	172	39.3
C	55-69%	44	10
D	30-54%	6	1.4
E	Below 30%	2	0.5



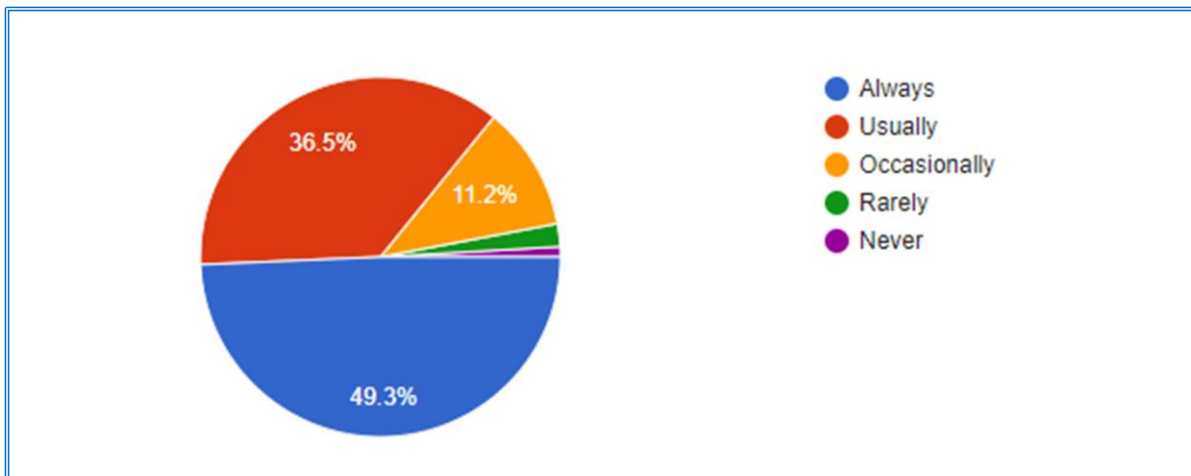
Q13	Fairness of the Internal Assessment evaluation process by faculty is		
A	Always Fair	260	59.5
B	Usually fair	148	33.9
C	Sometimes Unfair	24	5.5
D	Usually Unfair	3	0.7
E	Unfair	2	0.5



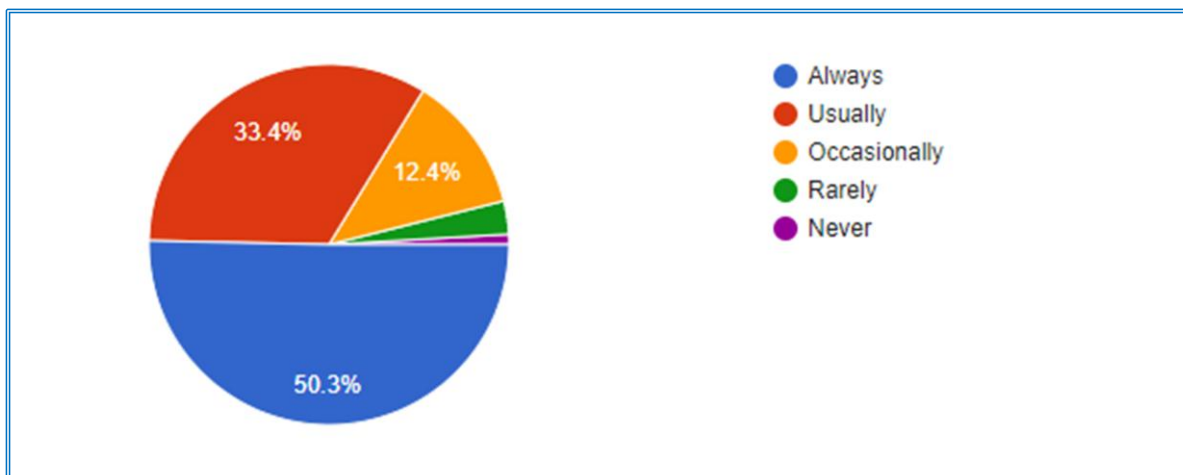
Q14	Whether faculty members discuss your performance in Internal Assessment Tests with you?		
A	Always	228	52.3
B	Usually	153	35.1
C	occasionally	42	9.6
D	Rarely	8	1.8
E	Never	5	1.1



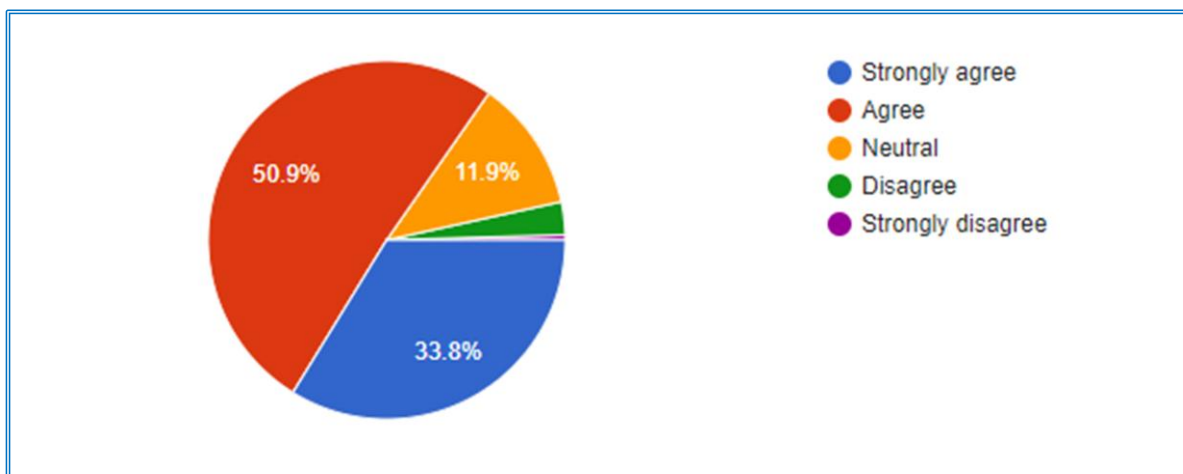
Q15	Faculty keep informing you about your expected competencies, Course Outcomes and Program Outcomes		
A	Always	216	49.3
B	Usually	160	36.5
C	occasionally	49	11.2
D	Rarely	9	3.1
E	Never	4	0.9



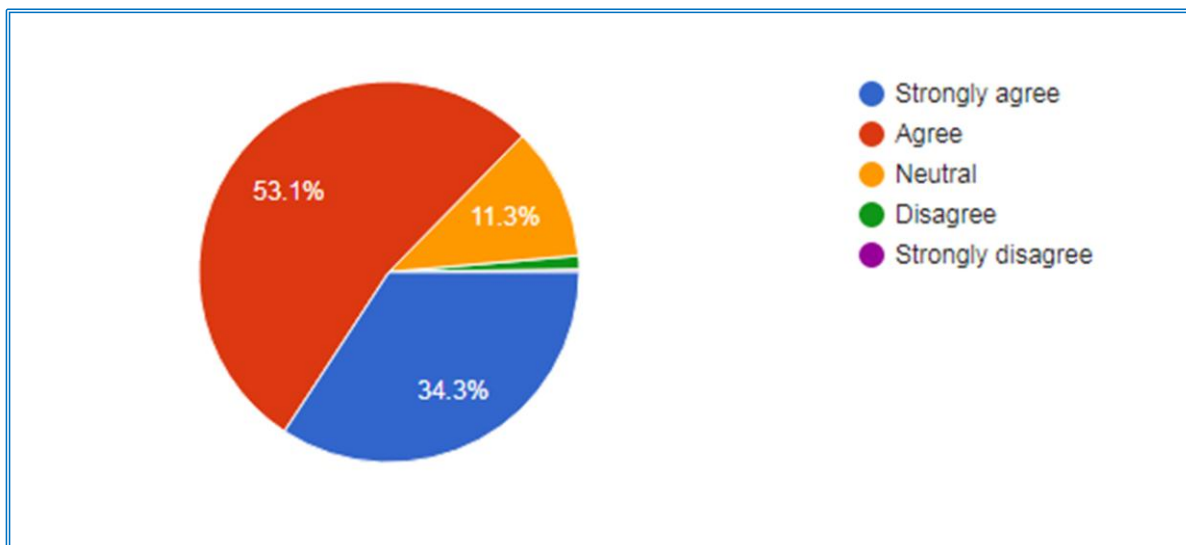
Q16	The mentors keep doing the necessary follow-up with the assigned task to you.		
A	Always	220	50.3
B	Usually	146	33.4
C	occasionally	54	12.4
D	Rarely	13	3
E	Never	4	0.9



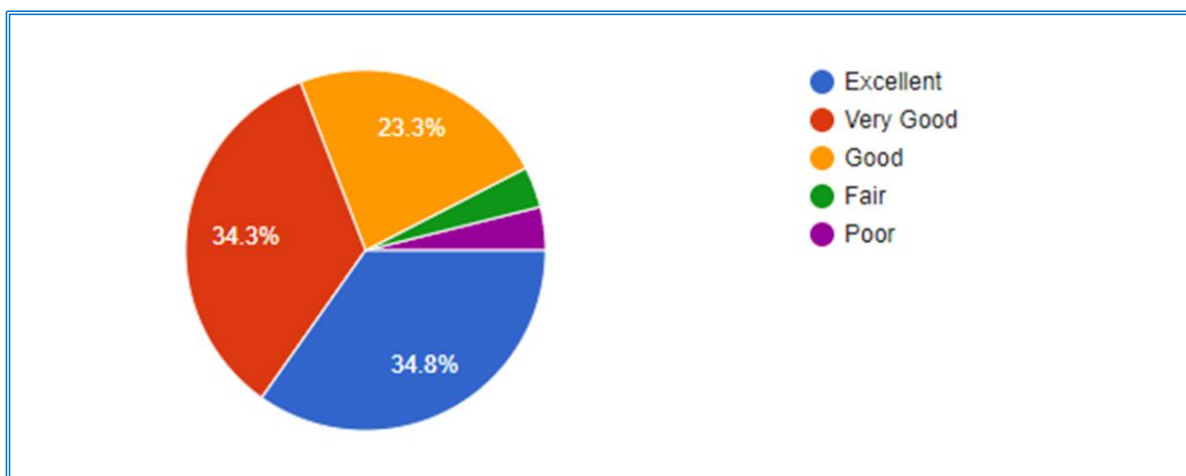
Q17	Faculty members encourage you to participate in Research, Co-curricular and Extra-curricular activities		
A	Strongly agree	148	33.8
B	Agree	223	50.9
C	Neutral	52	11.9
D	Disagree	13	3
E	Strongly Disagree	2	0.5



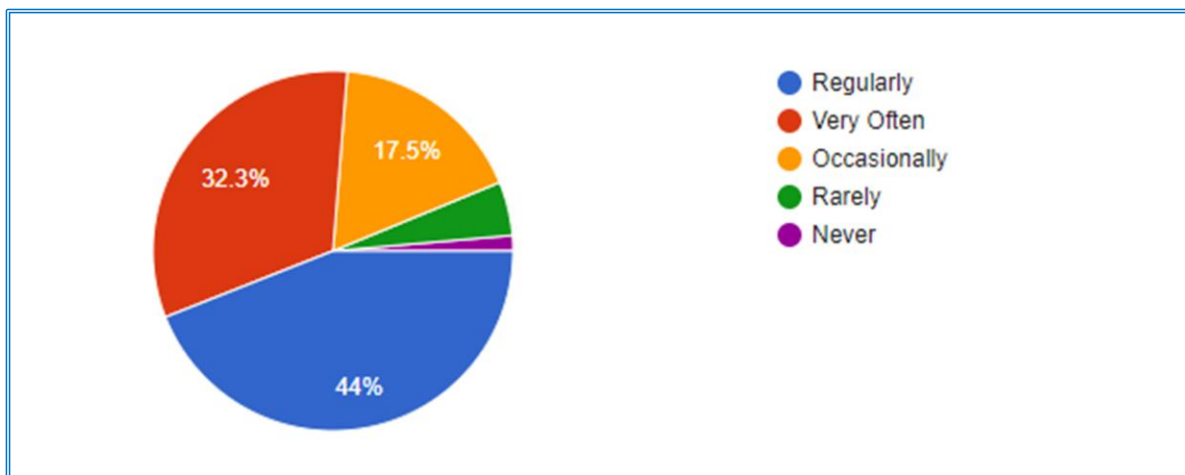
Q18	The students grievances are regularly given due attention		
A	Strongly agree	149	34.3
B	Agree	231	53.1
C	Neutral	49	11.3
D	Disagree	5	1.1
E	Strongly Disagree	0	0



Q19	The support of the Institution for the students to participate in All India Level Inter-University sports, Inter-Collegiate Level, Open State Level sports and other adventurous activities		
A	Excellent	152	34.8
B	Very good	150	34.3
C	Good	102	23.3
D	Fair	16	3.7
E	Poor	17	3.9



Q20	Whether the institution encourages you to participate in social service activities organized under private and public organizations.		
A	Regularly	191	44
B	Very often	140	32.3
C	occasionally	76	17.5
D	Rarely	21	4.8
E	Never	6	1.4



The Overall Result Analysis of Student Satisfaction Survey(SSS)			
A	5-Excellent	3524	40.2
B	4-Very good	3634	41.4
C	3-Good	1263	14.4
D	2-Satisfactory	252	2.9
E	1-Poor	98	1.1
$\text{GPA} = \frac{5 \times 3524 + 4 \times 3634 + 3 \times 1263 + 2 \times 252 + 1 \times 98}{(3524 + 3634 + 1263 + 252 + 98) \times 5} \times 100 = 83.3\% = \text{Level 3}$			
Attainment Levels: < 60% - 1 61 to 70% - 2 71 to 100 - 3			


 Dr. Jagannath N
 IQAC Coordinator
Coordinator
 Internal Quality Assurance Cell (IQAC)
SJMIT Chitradurga


 Dr. Shanthappa B.C
 Principal
PRINCIPAL
S.J.M.I.T CHITRADURGA