

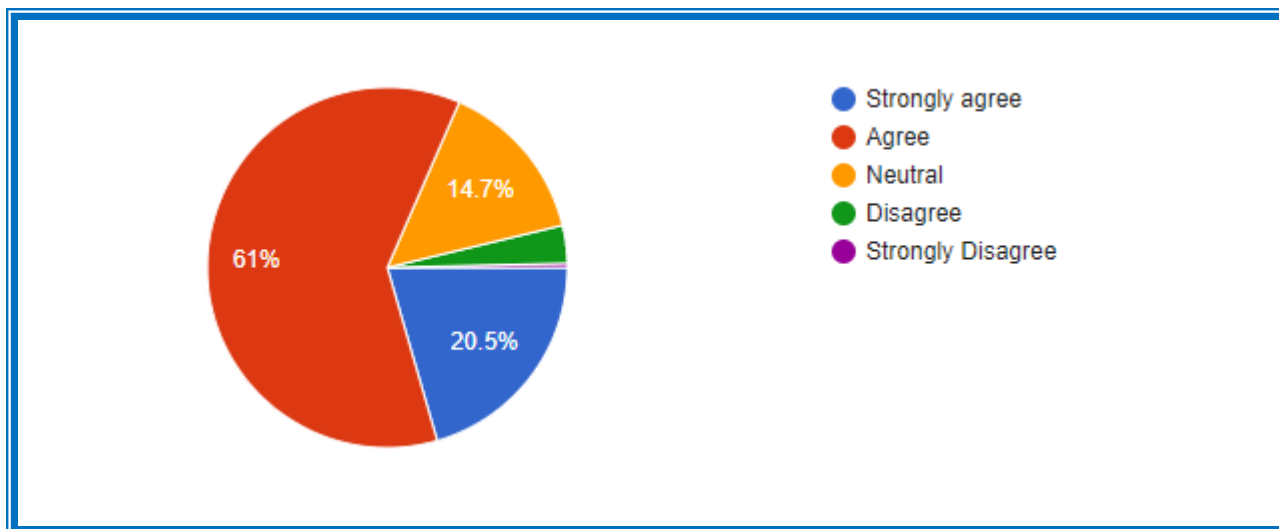
S J M INSTITUTE OF TECHNOLOGY

(Recognized by AICTE, New Delhi and Affiliated to Visvesvaraya Technological University, Belagavi)
NH-4 Bypass, P.B.No:73, CHITRADURGA

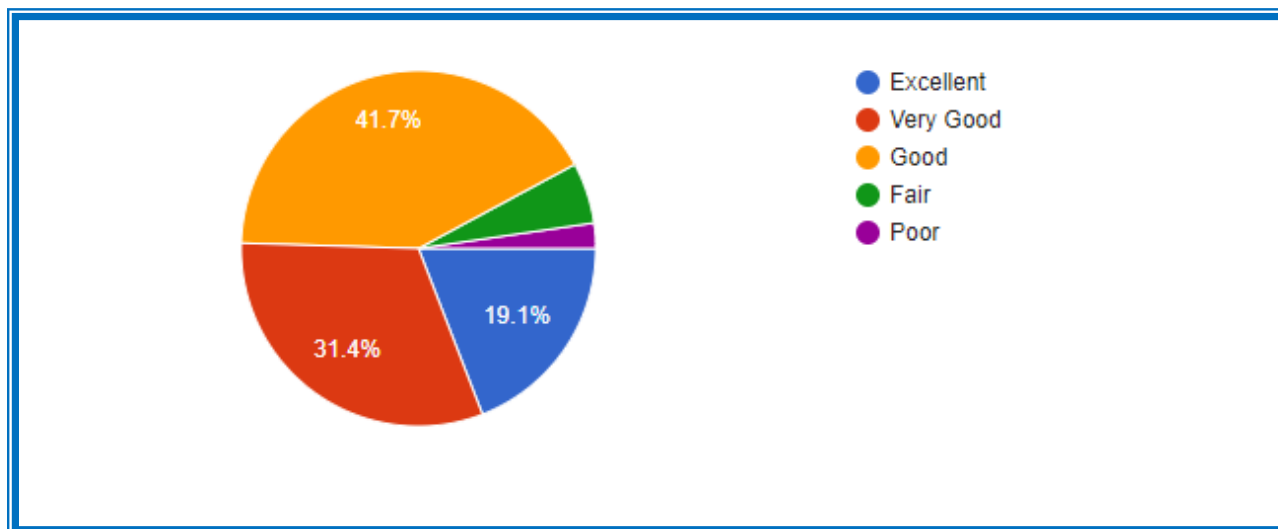
National Assessment and Accreditation Council (NAAC)
Student Satisfaction Survey (SSS) – Key Indicator 2.7.1
Under Criteria 2 of Teaching – Learning and Evaluation

Question Wise Analysis of Student Satisfactory Survey

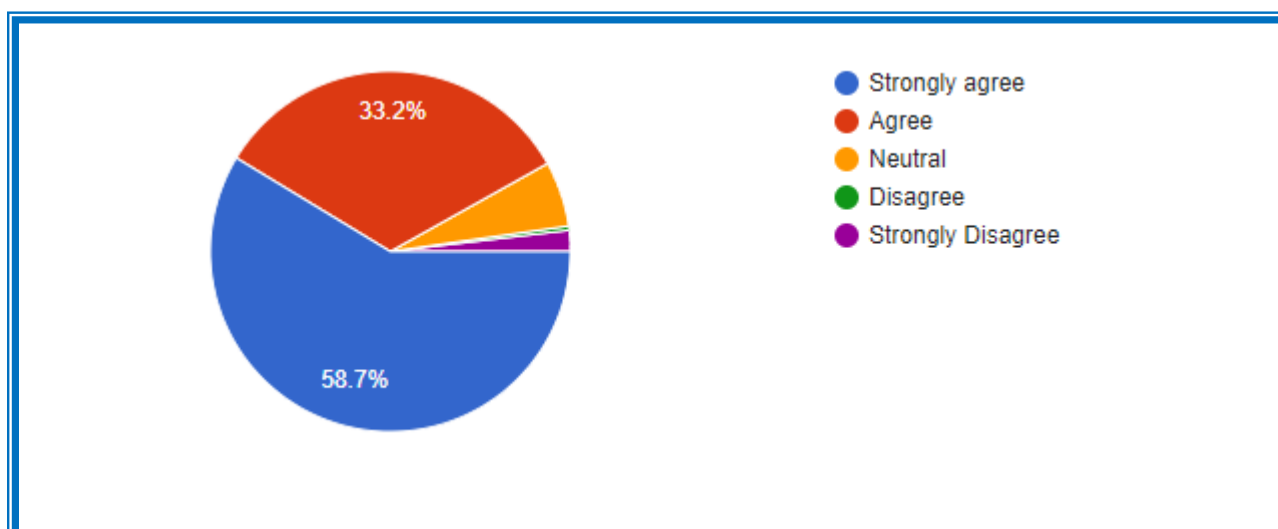
Questions and Options		No of students opted	Percentage of students opted
Q1	The institution Provides you multiple opportunities to learn and grow.		
A	Strongly agree	109	20.5
B	Agree	324	61
C	Neutral	78	14.7
D	Disagree	18	3.4
E	Strongly Disagree	2	0.4



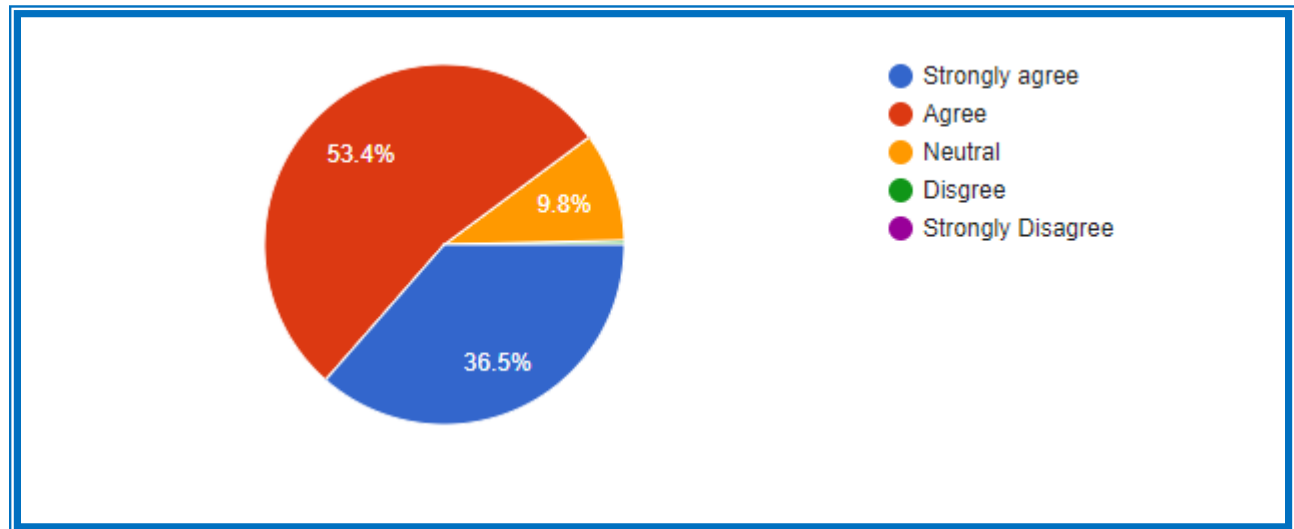
Q2	The institution has provided you adequate hostel and conveyance facilities		
A	Excellent	100	19.1
B	Very good	164	31.4
C	Good	218	41.7
D	Fair	29	5.5
E	Poor	12	2.3



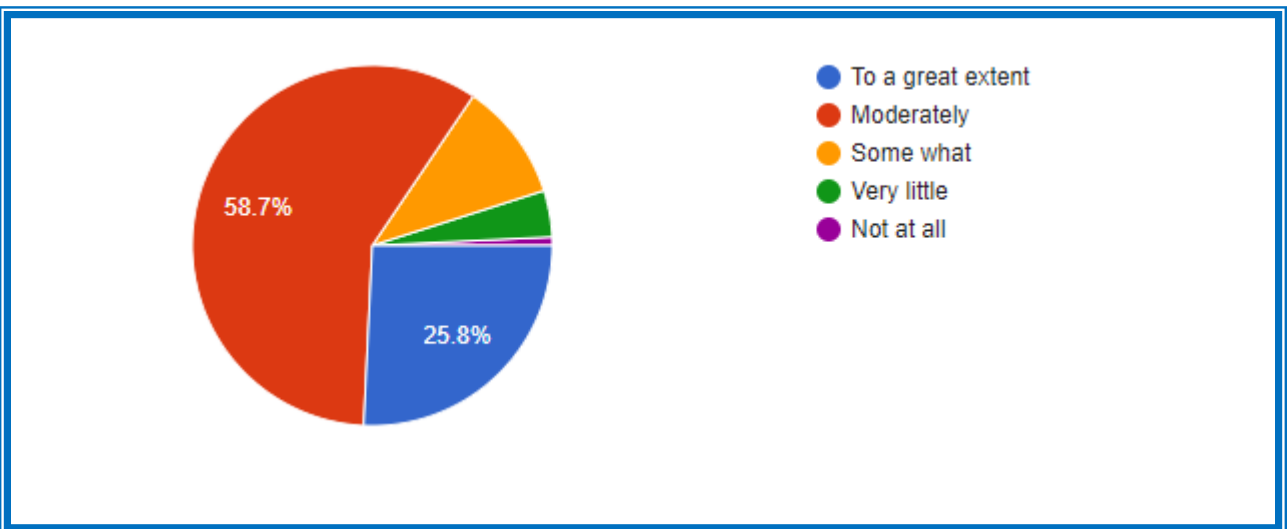
Q3	The institution has ragging free environment		
A	Strongly agree	311	58.7
B	Agree	176	33.2
C	Neutral	31	5.8
D	Disagree	2	0.4
E	Strongly Disagree	10	1.9



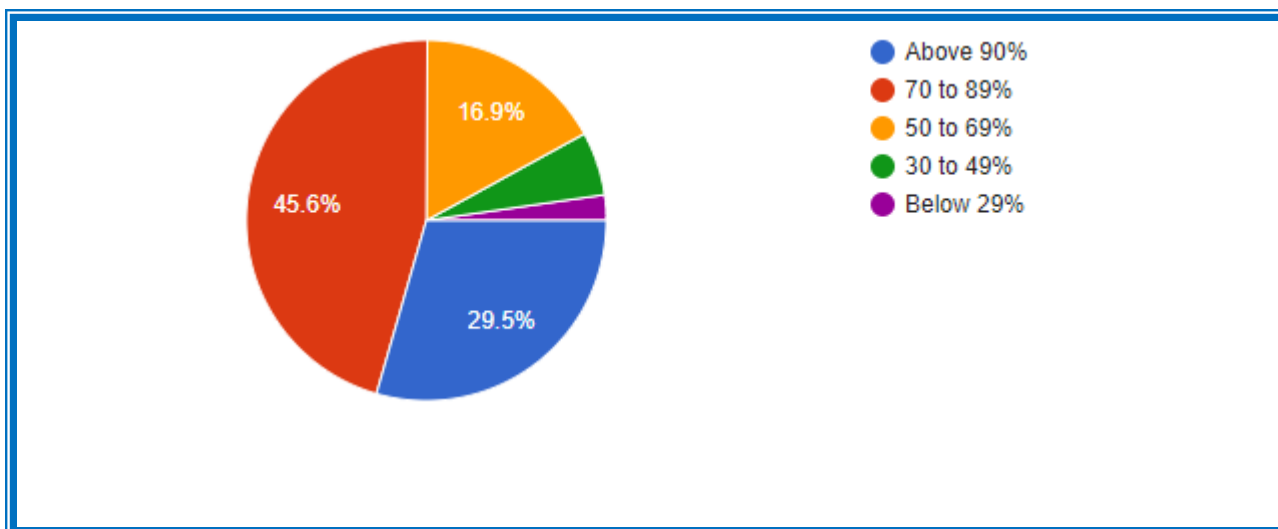
Q4	The institution campus has Eco-friendly environment		
A	Strongly agree	194	36.5
B	Agree	284	53.4
C	Neutral	52	9.8
D	Disagree	2	0.4
E	Strongly Disagree	0	0



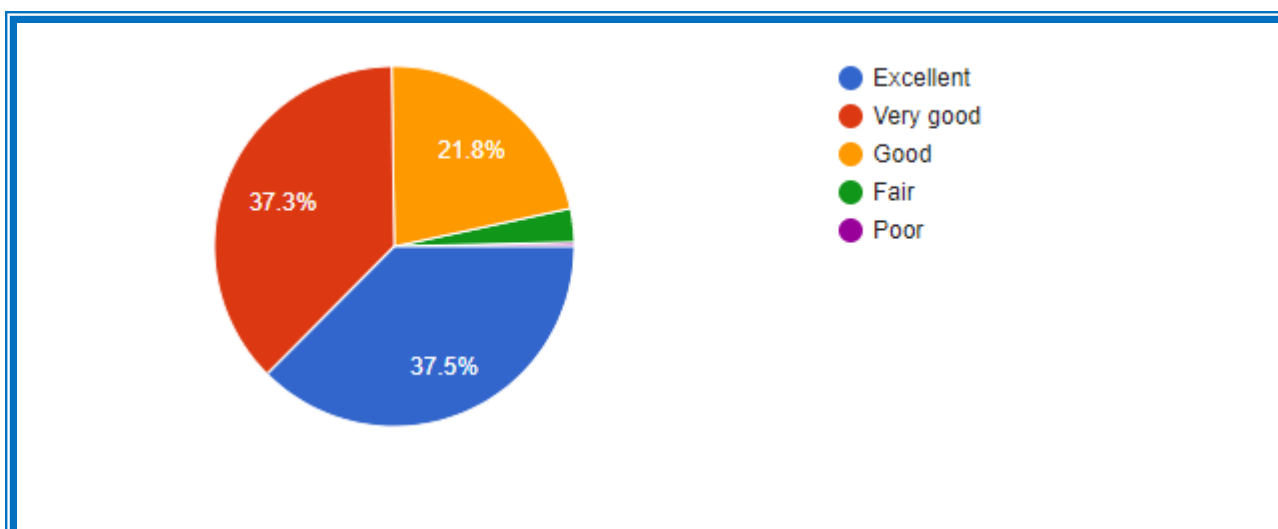
Q5	The institution/faculty has adopted student centric methods such as experiential learning, participative learning and problem solving methodologies for enhancing learning experiences		
A	To a great Extent	136	25.8
B	Moderately	310	58.7
C	Some What	56	10.6
D	Very little	22	4.2
E	Not at all	4	0.8



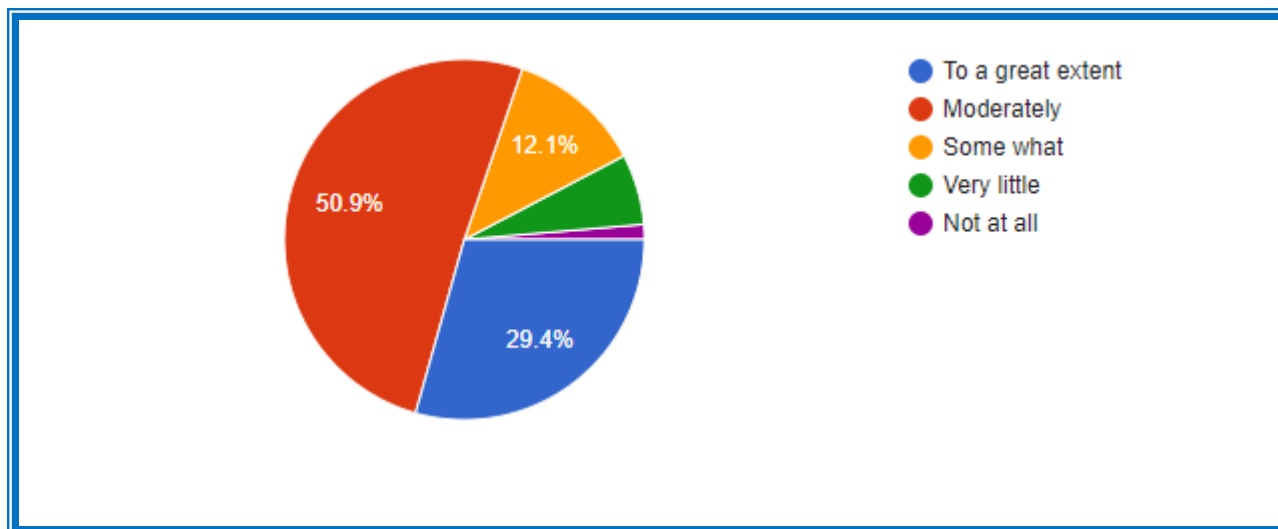
Q6	How many faculty use ICT facility to teach through PPTs, Videos using tools such as LCD projectors, Multi-media etc.		
A	Above 90%	155	29.5
B	70-89%	240	45.6
C	50-69%	89	16.9
D	30-49%	30	5.7
E	Below 29%	12	2.3



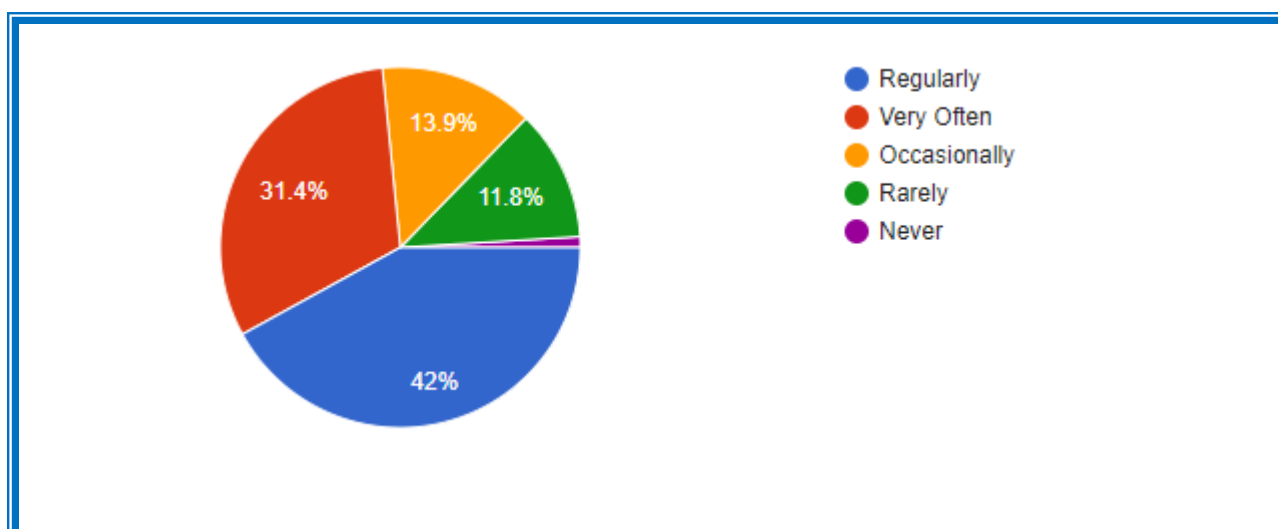
Q7	The departmental and central library facilities are,		
A	Excellent	199	37.5
B	Very good	198	37.3
C	Good	116	21.8
D	Fair	16	3
E	Poor	2	0.4



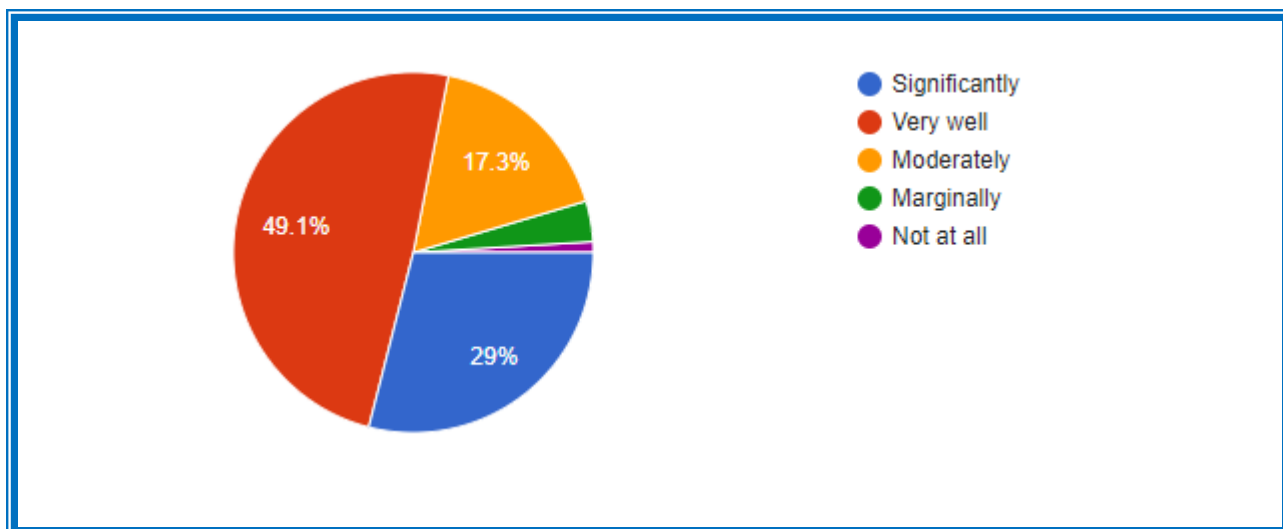
Q8	The institution/faculty encourages you to inculcate soft skills, life skills and employability skills to make you industry ready.		
A	To a great Extent	153	29.4
B	Moderately	265	50.9
C	Some What	63	12.1
D	Very little	33	6.3
E	Not at all	7	1.3



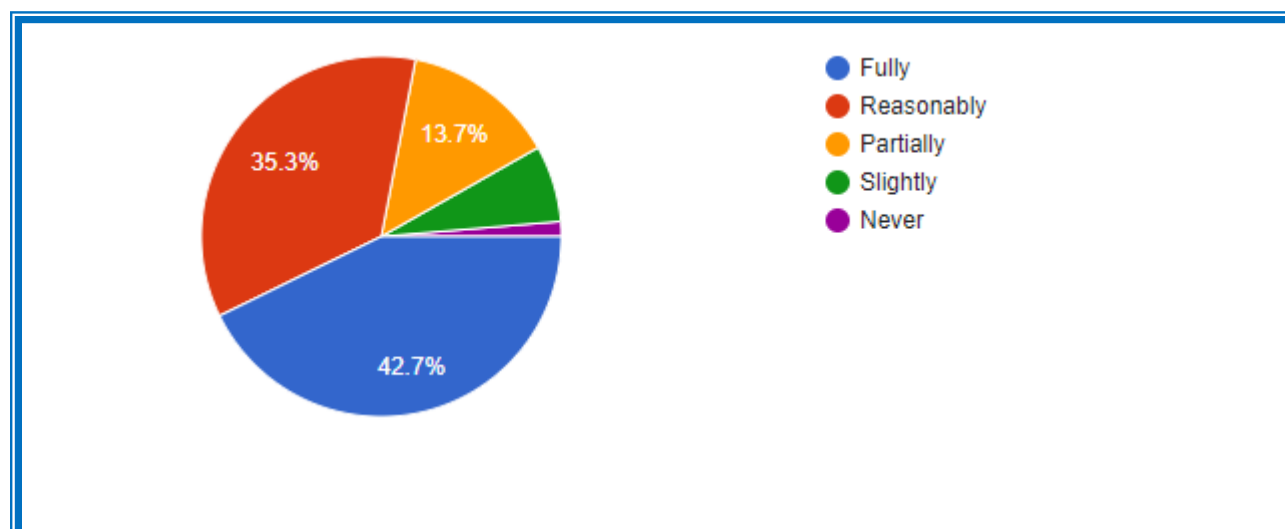
Q9	The institute takes active interest in promoting internship, student exchange and field visit opportunities for students.		
A	Regularly	218	42
B	Very often	163	31.4
C	occasionally	72	13.9
D	Rarely	61	11.8
E	Never	5	1



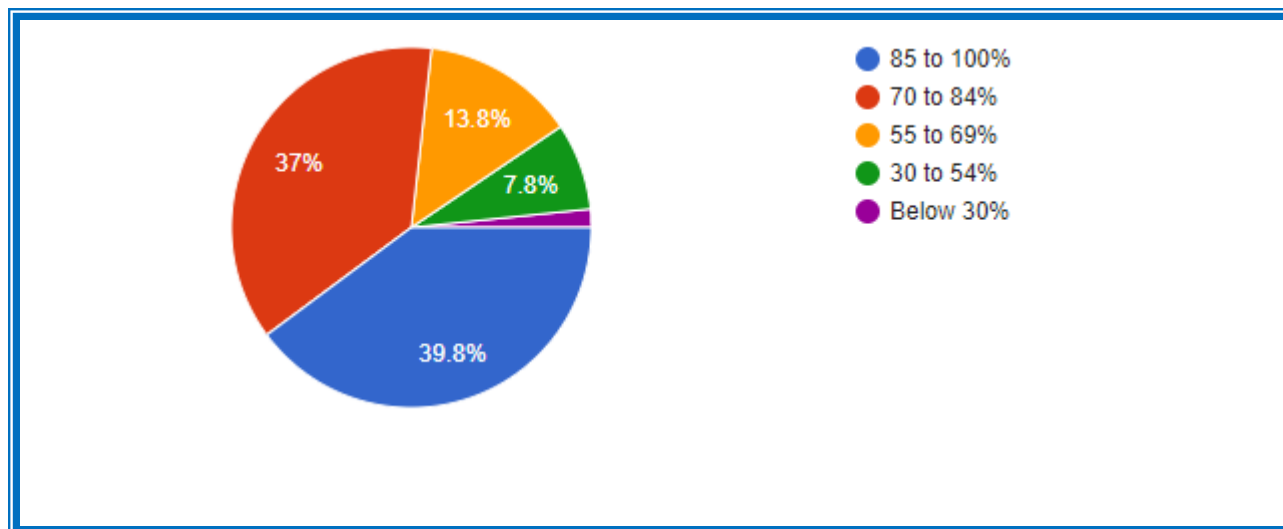
Q10	The teaching and mentoring process in the institution facilitates you in cognitive, social and emotional growth.		
A	Significantly	151	29.0
B	Very well	256	49.1
C	Moderately	90	17.3
D	Marginally	19	3.6
E	Not at all	5	1



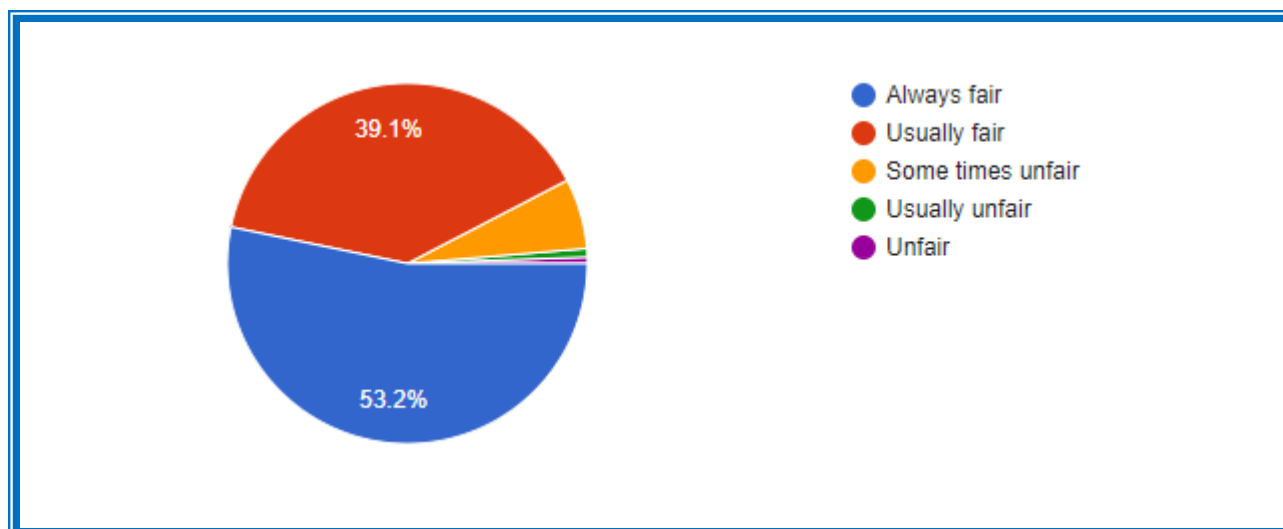
Q11	Faculty members identify your strength and weakness and keep helping you overcome weakness to take up right level of challenges.		
A	Fully	224	42.7
B	Reasonably	185	35.3
C	Partially	72	13.7
D	Slightly	36	6.9
E	Never	7	1.3



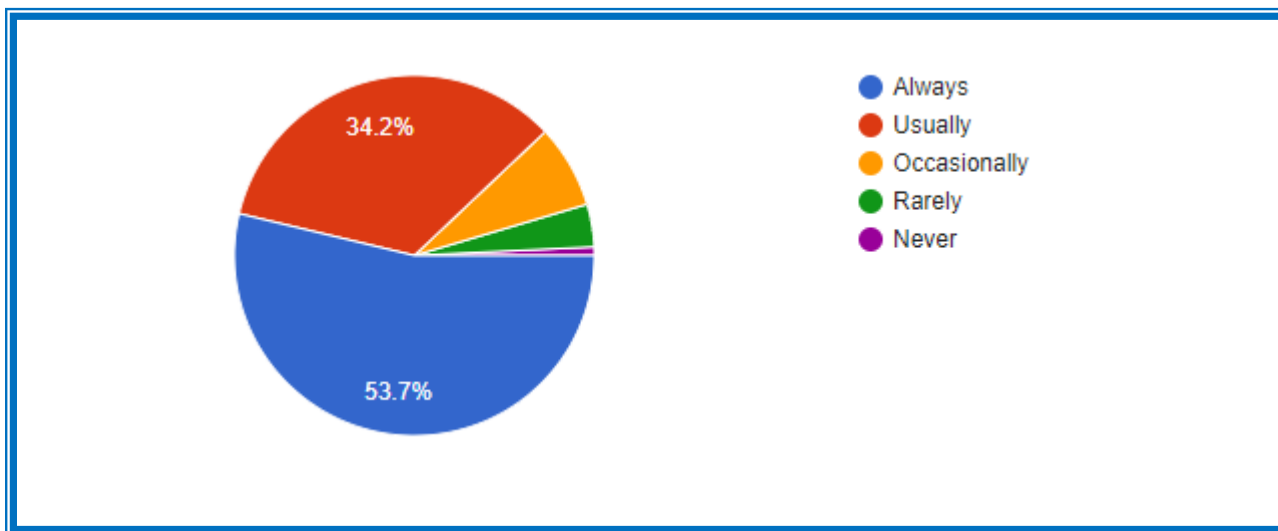
Q12	How much portion is covered in the previous semester?		
A	85-100%	194	39.8
B	70-84%	180	37
C	55-69%	67	13.8
D	30-54%	38	7.8
E	Below 30%	8	1.6



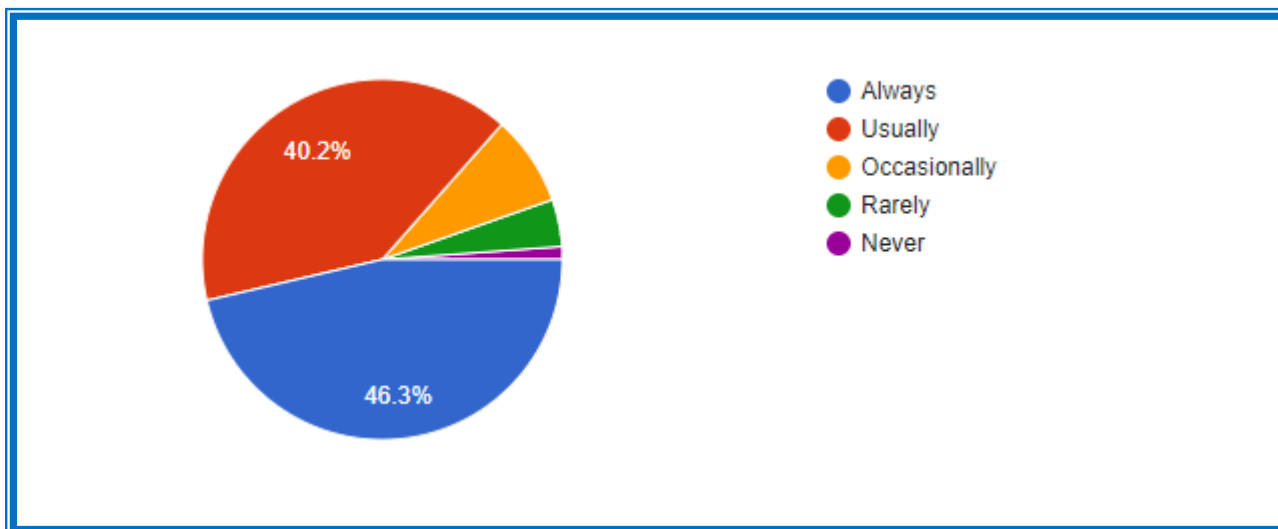
Q13	Fairness of the Internal Assessment evaluation process by faculty is		
A	Always Fair	279	53.2
B	Usually fair	205	39.1
C	Sometimes Unfair	33	6.3
D	Usually Unfair	4	0.8
E	Unfair	3	0.6



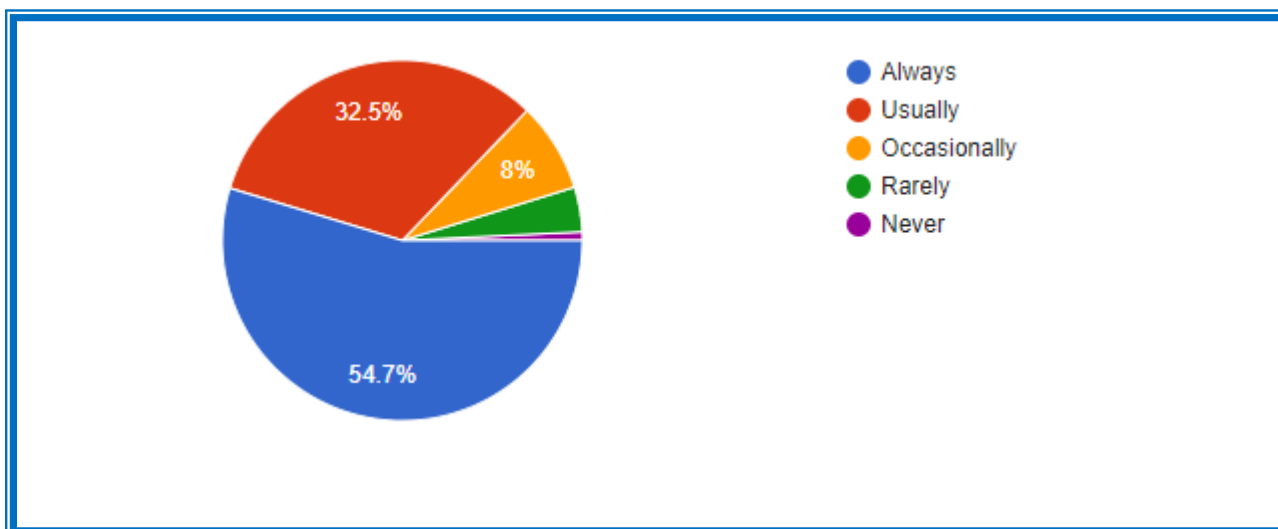
Q14	Whether faculty members discuss your performance in Internal Assessment Tests with you?		
A	Always	281	53.7
B	Usually	179	34.2
C	occasionally	39	7.5
D	Rarely	20	3.8
E	Never	4	0.8



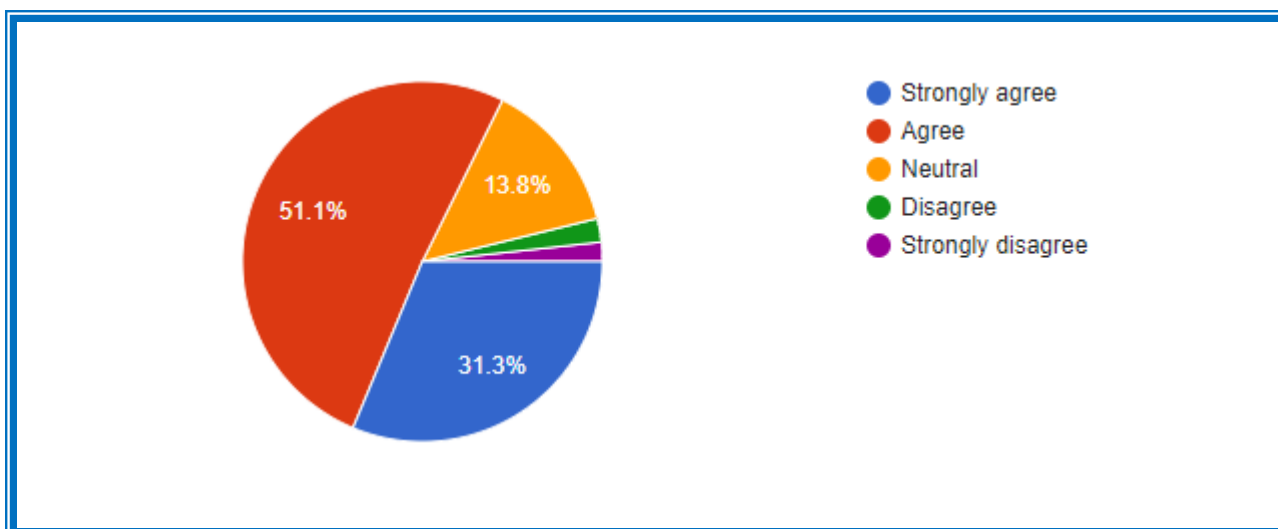
Q15	Faculty keep informing you about your expected competencies, Course Outcomes and Program Outcomes		
A	Always	241	46.3
B	Usually	209	40.2
C	occasionally	42	8.1
D	Rarely	22	4.2
E	Never	6	1.2



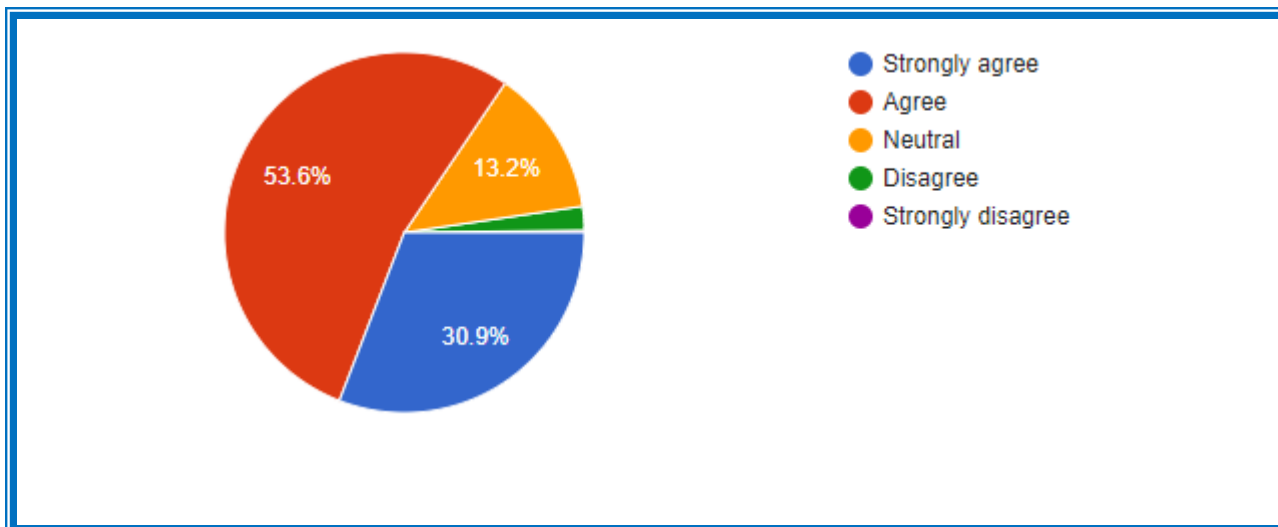
Q16	The mentors keep doing the necessary follow-up with the assigned task to you.		
A	Always	286	54.7
B	Usually	270	32.5
C	occasionally	42	8
D	Rarely	21	4
E	Never	4	0.8



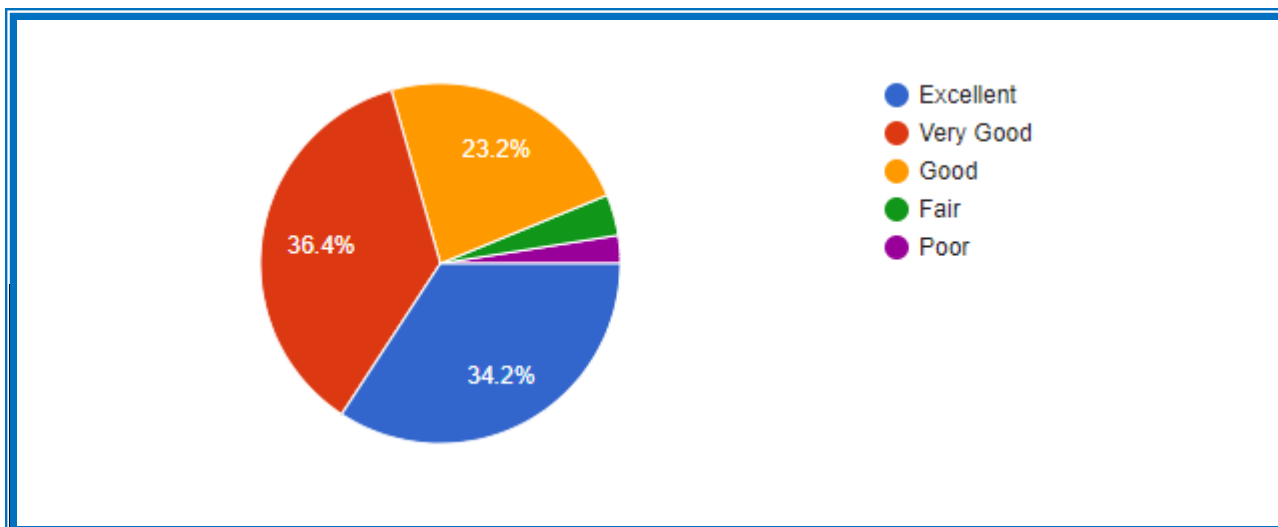
Q17	Faculty members encourage you to participate in Research, Co-curricular and Extra-curricular activities		
A	Strongly agree	163	31.3
B	Agree	266	51.1
C	Neutral	72	13.8
D	Disagree	11	2.1
E	Strongly Disagree	9	1.7



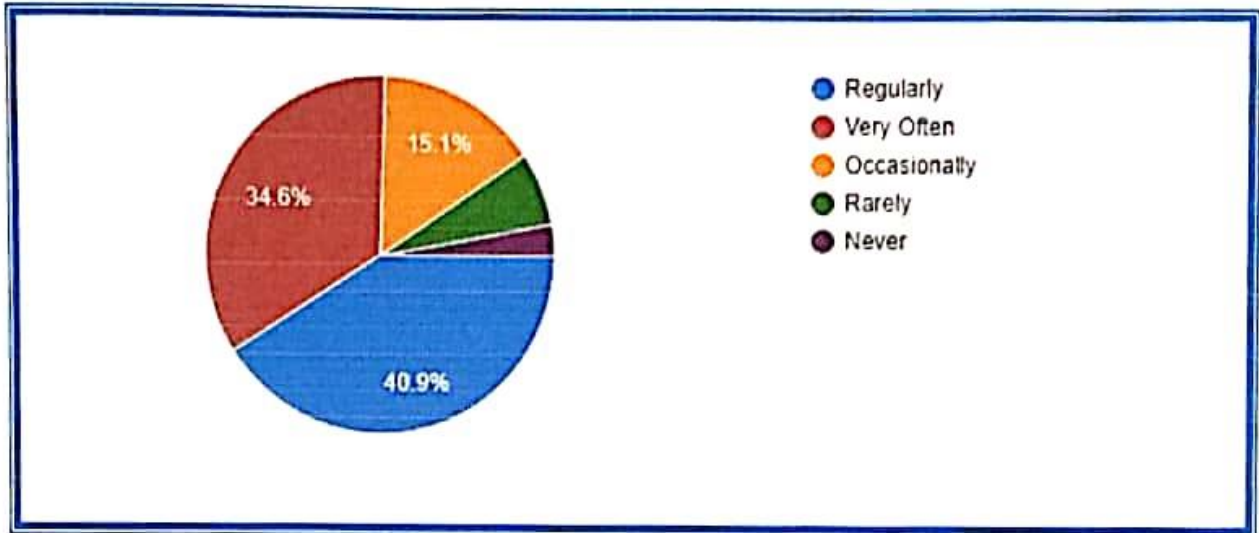
Q18	The students grievances are regularly given due attention		
A	Strongly agree	159	30.9
B	Agree	276	53.6
C	Neutral	68	13.2
D	Disagree	11	2.1
E	Strongly Disagree	1	0.2



Q19	The support of the Institution for the students to participate in All India Level Inter-University sports, Inter-Collegiate Level, Open State Level sports and other adventurous activities		
A	Excellent	177	34.2
B	Very good	188	36.4
C	Good	120	23.2
D	Fair	19	3.7
E	Poor	13	2.5



Q20	Whether the institution encourages you to participate in social service activities organized under private and public organizations.		
A	Regularly	212	40.9
B	Very often	179	34.6
C	occasionally	78	15.1
D	Rarely	34	6.6
E	Never	15	2.9



The Overall Result Analysis of Student Satisfaction Survey(SSS)			
A	5-Excellent	3942	37.42
B	4-Very good	4517	42.88
C	3-Good	1498	14.22
D	2-Satisfactory	448	4.25
E	1-Poor	129	1.23

$$\text{GPA} = \frac{5 \times 3942 + 4 \times 4517 + 3 \times 1498 + 2 \times 448 + 1 \times 129}{(3942 + 4517 + 1498 + 448 + 129) \times 5} \times 100 = 82.2\% = \text{Level 3}$$

Attainment Levels:

- < 60% - Level 1
- 61 to 70% - Level 2
- 71 to 100 - Level 3


PRINCIPAL
S.J.M.I.T., CHITRADURGA